

## TIRO SPORTIVO VALEGGIO



*present*

# 3° Monster Cup

2-3 AUGUST 2025

MATCH LEVEL 3 HANDGUN + PCC

20 STAGE / MIN. ROUNDS 384

*Match Director: Paolo Brocanelli*

Valeggio sul Mincio (VR)



website: [www.fitds.it](http://www.fitds.it) ;

e-mail match director: [paolo.cell67@gmail.com](mailto:paolo.cell67@gmail.com)

Information: [regionaldirector.ita@fitds.it](mailto:regionaldirector.ita@fitds.it) ; registration: <https://mare2.fitds.it>

# INFORMAZIONI MATCH / MATCH DETAILS

<b>Contatti:</b>	Tiro sportivo Valeggio +393482438752 Match director +393280236887	
<b>Sito web:</b>	<a href="http://www.fitds.it">http://www.fitds.it</a>	
<b>e-mail:</b>	<a href="mailto:regionaldirector.ita@fitds.it">regionaldirector.ita@fitds.it</a> match director: paolo.cell67@gmail.com	
<b>Iscrizioni:</b>	<a href="http://mare2.fitds.it">http://mare2.fitds.it</a>	
<b>Munizionamento:</b>	Libero ogni tipo di munizionamento a cura del tiratore	Free any kind of ammunitions carried by shooters
<b>Ristorazione:</b>	Sul campo è presente un confortevole punto di ristoro	Comfortable catering point on the shooting range
<b>Regolamento:</b>	Regolamento FITDS/IPSC ultima edizione	FITDS/IPSC rulebook last edition
<b>Classifiche:</b>	Div. Open, Standard, Production, Classic, Revolver, Production Optic, PCC come da reg. sportivo FITDS	Div. Open, Standard, Production, Classic, Revolver, Production Optic, PCC as per FITDS rulebook
<b>Premiazioni:</b>	Come da regolamento sportivo 2025 Monster Cup	As per 2025 shooting rules Monster Cup
<b>Campo:</b>	località corte caterina Valeggio sul Mincio (Verona) 45.30134 , 10.74435	Corte Caterina St. - Town of Valeggio sul Mincio - 37067 45.30134 , 10.74435
<b>Orari Sabato:</b>		<b>Saturday</b>
<b>1 turno</b>	Ritrovo tiratori ore 7:00, inizio gara ore 7.30	Shooters meeting at 7:00 am, Match starts at 7.30 am
<b>2 turno</b>	Ritrovo tiratori ore 12.30, inizio gara ore 13.00	Shooters meeting at 12.30 pm, Match starts at 13.00 pm
<b>Orari Domenica:</b>		<b>Sunday</b>
<b>1 turno</b>	Ritrovo tiratori ore 7:00, inizio gara ore 7.30	Shooters meeting at 7:00 am, Match starts at 7.30 am
<b>2 turno</b>	Ritrovo tiratori ore 12.30, inizio gara ore 13.00	Shooters meeting at 12.30 pm, Match starts at 13.00 pm
<b>Range Master:</b>	a cura S.A.F.R.O.	by S.A.F.R.O.
<b>Range Officers:</b>	a cura S.A.F.R.O.	by S.A.F.R.O.

E' assoluto il divieto di utilizzare qualsiasi tipo di abbigliamento militare, paramilitare nonché l'utilizzo di abbigliamento e/o accessori che in qualunque modo possano ledere l'immagine della F.I.T.D.S.

It's absolutely forbidden the use of any kind of military or paramilitary clothing as well as the use of clothing and/or accessories that in any way may damage the image of F.I.T.D.S.

Tutti i tiratori devono essere in regola con i permessi per il trasporto e l'utilizzo delle proprie armi e munizioni.  
All shooters must be in compliance with gun transport, carry and use permits for their weapons and ammunition.

L'organizzazione declina ogni responsabilità per il mancato rispetto delle norme di Legge in vigore.  
Organization declines all responsibility for non-compliance with Italian and European laws in force.

## **HOTELS CONVENZIONATI:**

***HOTEL EDEN +390456370850***

***HOTEL AGLI ULIVI +390456365013***

***HOTEL FACCIOLI +390456370605***

***HOTEL CACCIATORE +390457950252***

***HOTEL MARA +390457950252***

***HOTEL IL PAGGIO +390457950606***

***AGRITURISMO LA PACE +39245005988***

***B&B OMBRETTA +39328 423 2048***

SPONSOR

**TANFOGLIO®**



**GPMAX**  
PRECISION

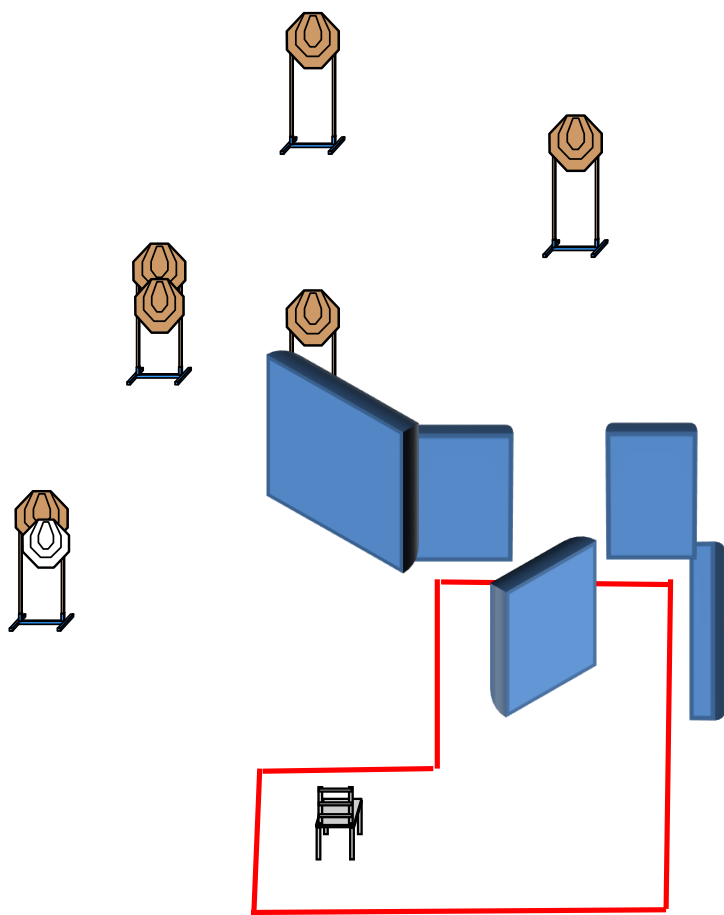
**ARMI E TIRO**



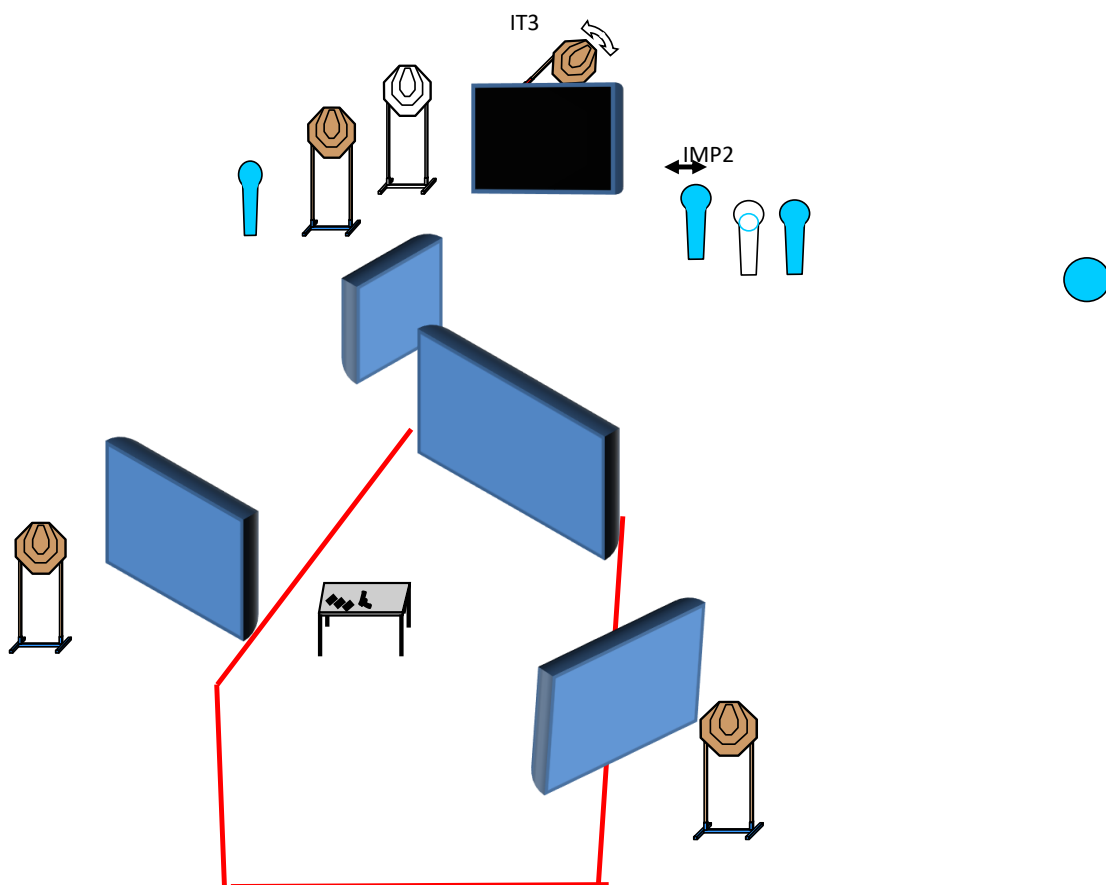
**BERETTA**



**ARMERIA**  
Dal Pozzo G. e C.



<b>Type:</b> Short Course		<b>Targets:</b>	
<b>Rounds to be scored:</b>	12	IPSC Targets	6
<b>Maximum Points:</b>	60	IPSC Poppers	0
<b>Time Starts:</b>	Audible Signal	IPSC Metal Plates	0
		No-Shoots	1
<b>Start Position:</b>		Sitting on chair hands on knees as demonstrated	
<b>Handgun Ready Condition:</b>		Holstered, chamber empty, magazine inserted	
<b>Procedure:</b>		After start signal engage all the targets, <b>Only with the strong hand</b>	
<b>Design Notes:</b>			
<b>Briefing Notes:</b>		Safety angles::±90°Azimuth, frontback stop vertically. Scoring will be taken by shooting. You can have a delegate to check the points.	



<b>Type:</b>	Short Course	<b>Targets:</b>			
<b>Rounds to be scored:</b>	12	IPSC Targets	4	IPSC Mini Targets	0
<b>Maximum Points:</b>	60	IPSC Poppers	0	IPSC Mini Poppers	3
<b>Time Starts:</b>	Audible Signal	IPSC Metal Plates	1		
		No-Shoots	2		

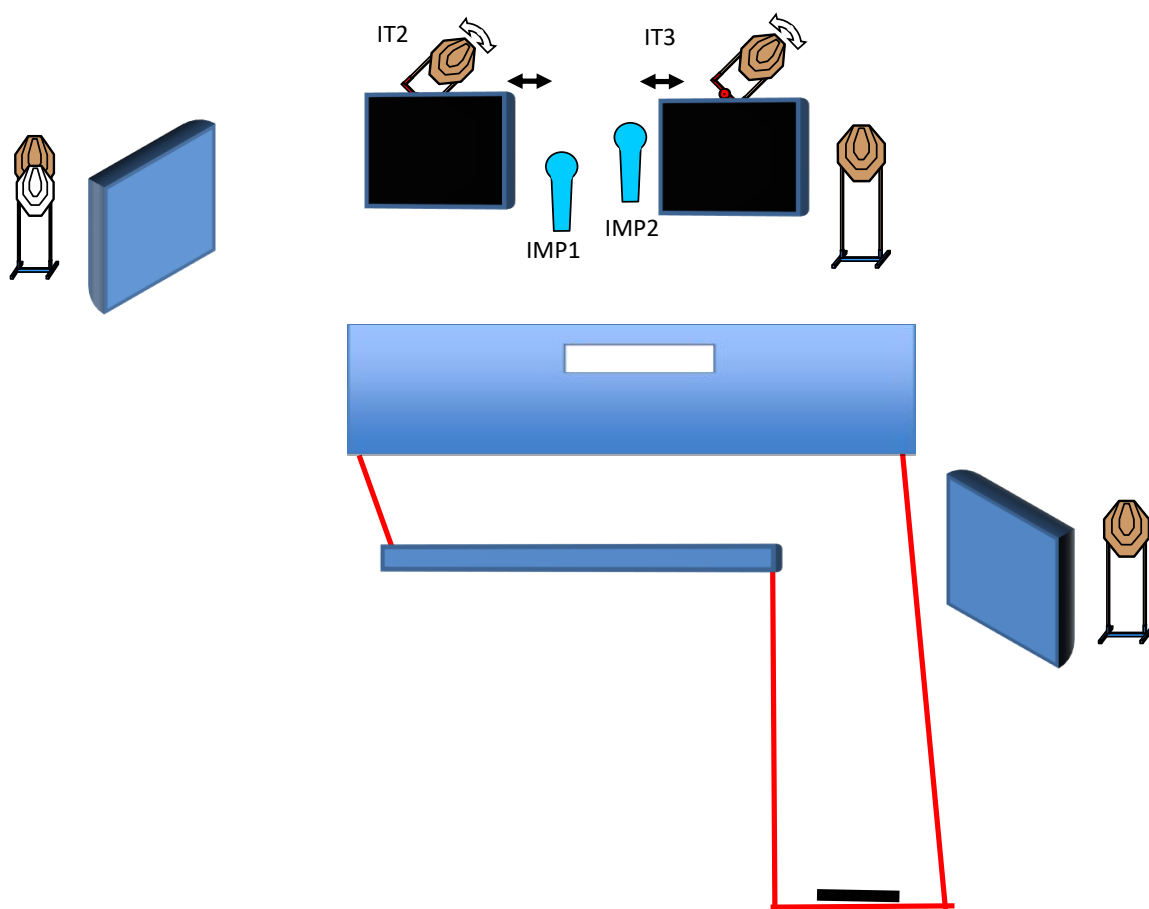
**Start Position:** Hands on the table as demonstrated

**Handgun Ready Condition:** Put on the table with all the magazines as demonstrated, chamber and magwell empty

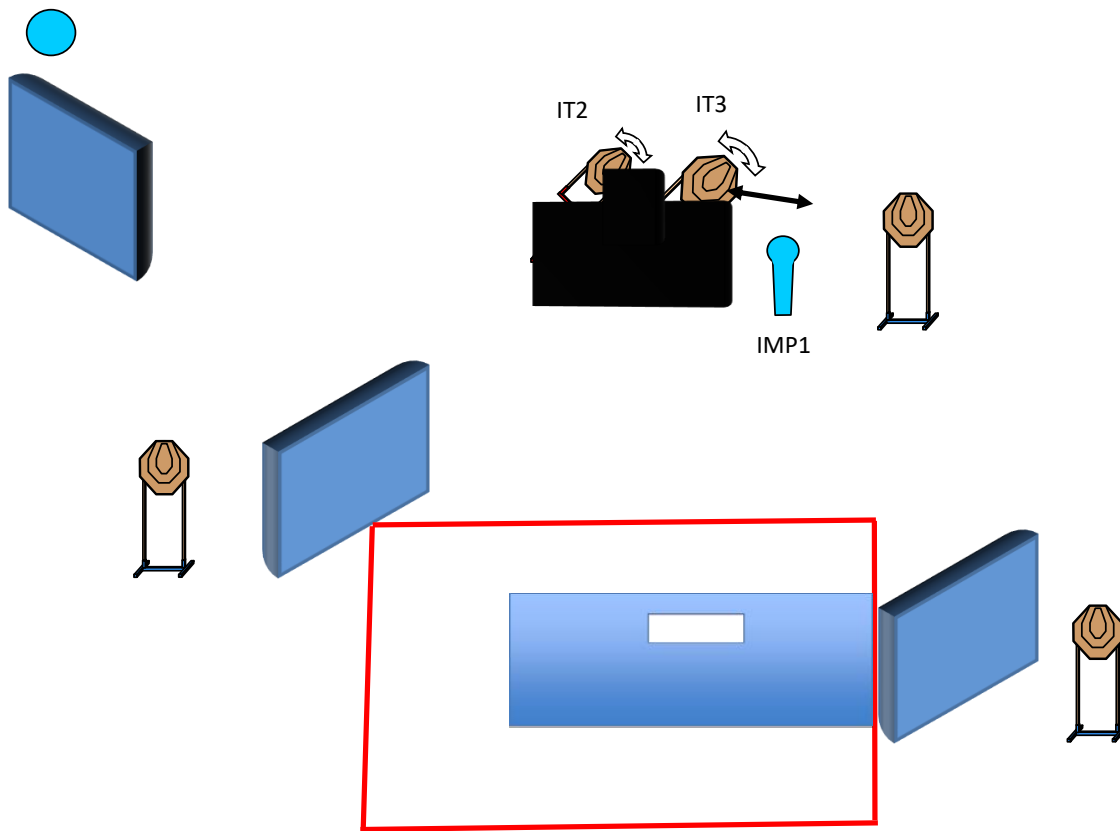
**Procedure:** After start signal engage all the targets

**Design Notes:** IMP2 activates IT3. All moving targets are visible at the end of their movement

**Briefing Notes:** Safety angles::±90°Azimuth, frontback stop vertically. Scoring will be taken by shooting. You can have a delegate to check the points.

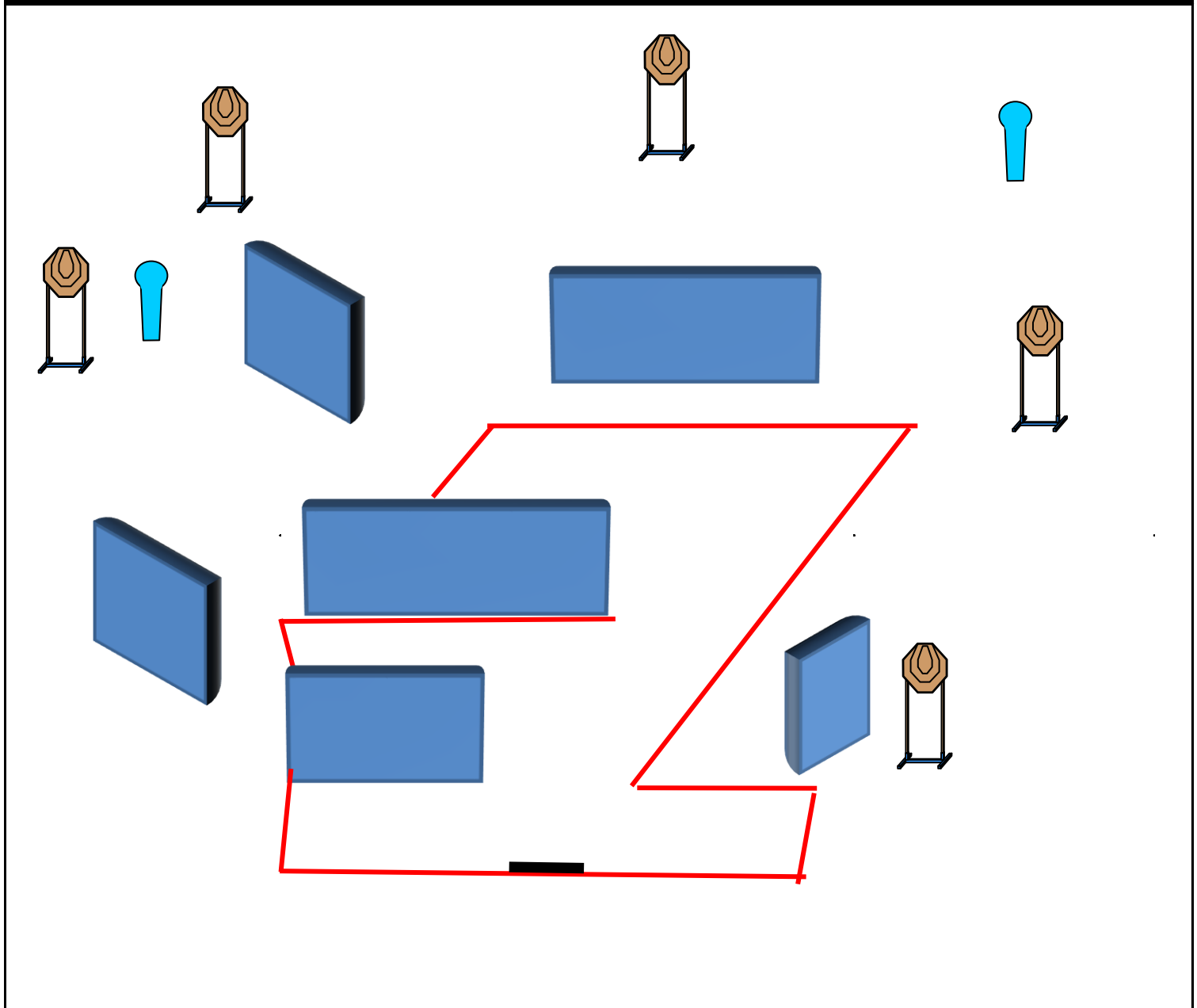


<b>Type:</b> Short Course		<b>Targets:</b>	
<b>Rounds to be scored:</b>	12	IPSC Targets	5
<b>Maximum Points:</b>	60	IPSC Poppers	0
<b>Time Starts:</b>	Audible Signal	IPSC Metal Plates	0
		No-Shoots	1
<b>IPSC Mini Targets</b>	0	<b>IPSC Mini Poppers</b>	2
<b>Start Position:</b> Heels touching the marks as demonstrated			
<b>Handgun Ready Condition:</b> Loaded and holster			
<b>Procedure:</b> After start signal engage all the targets			
<b>Design Notes:</b> IMP1 activates IT2 swinger and IMP2 activates IT3 swinger. All moving targets are visible at the end of their movement			
<b>Briefing Notes:</b> Safety angles::±90°Azimuth, frontback stop vertically. Scoring will be taken by shooting. You can have a delegate to check the points.			

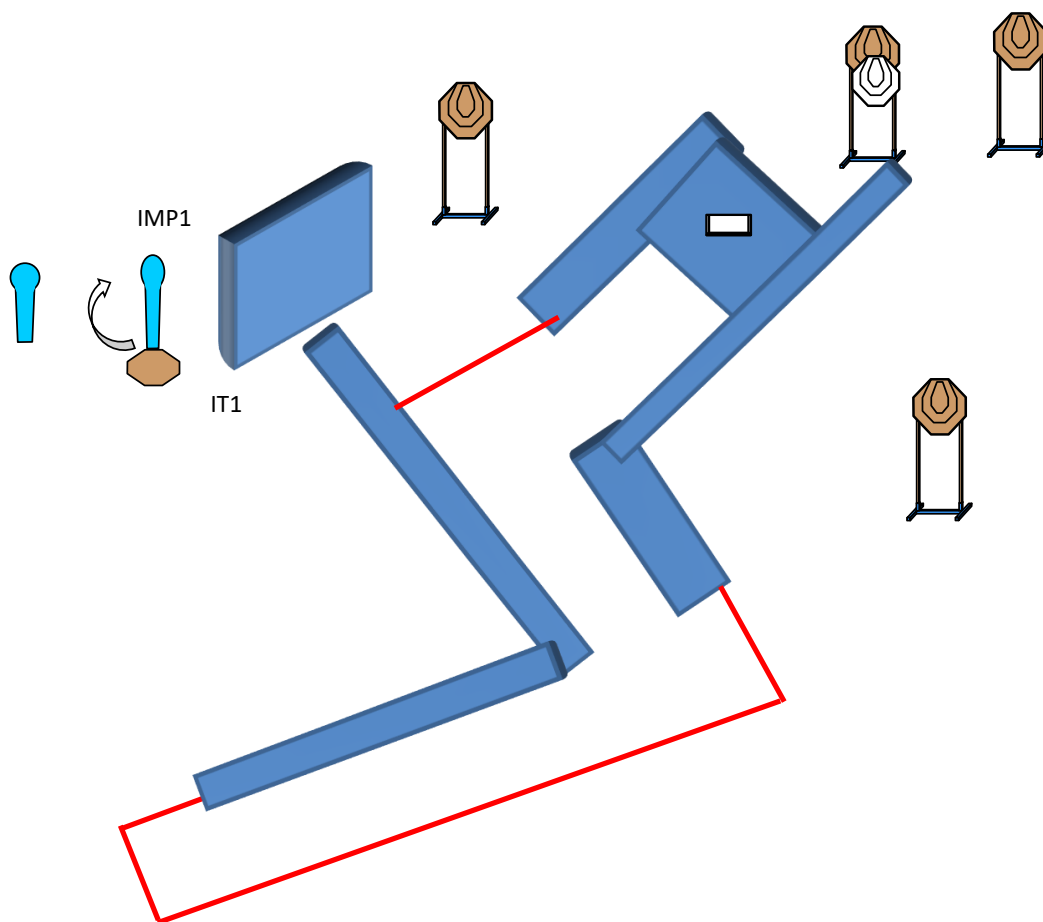


<b>Type:</b>	Short Course	<b>Targets:</b>		
<b>Rounds to be scored:</b>	12	IPSC Targets	5	IPSC Mini Targets
<b>Maximum Points:</b>	60	IPSC Poppers	0	IPSC Mini Poppers
<b>Time Starts:</b>	Audible Signal	IPSC Metal Plates	1	
		No-Shoots	0	
<b>Start Position:</b>	Anywhere in the shooting area			
<b>Handgun Ready Condition:</b>	Loaded and holster			
<b>Procedure:</b>	After start signal engage all the targets			
<b>Design Notes:</b>	IMP1 activates IT2 and IT3 swingers. All moving targets are visible at the end of their movement			
<b>Briefing Notes:</b>	Safety angles::±90°Azimuth, frontback stop vertically. Scoring will be taken by shooting. You can have a delegate to check the points.			

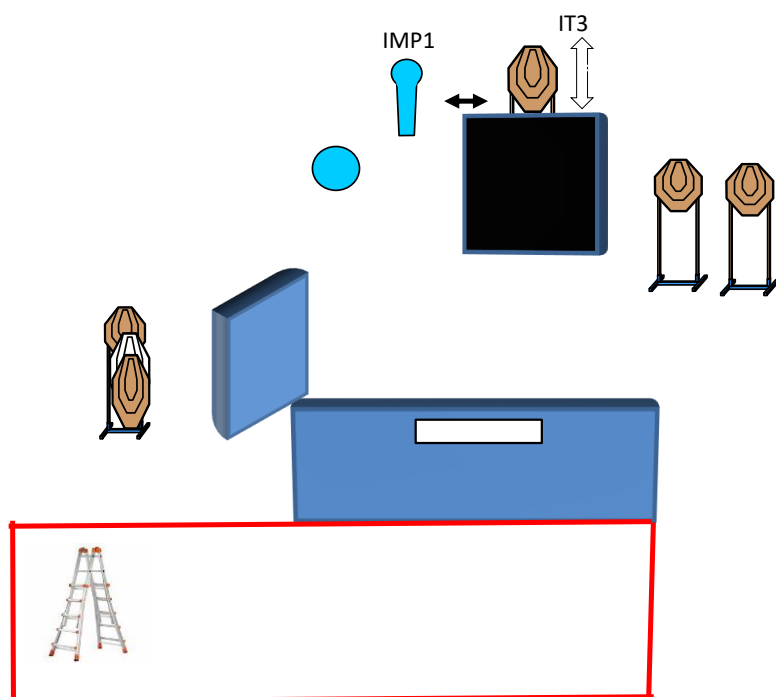




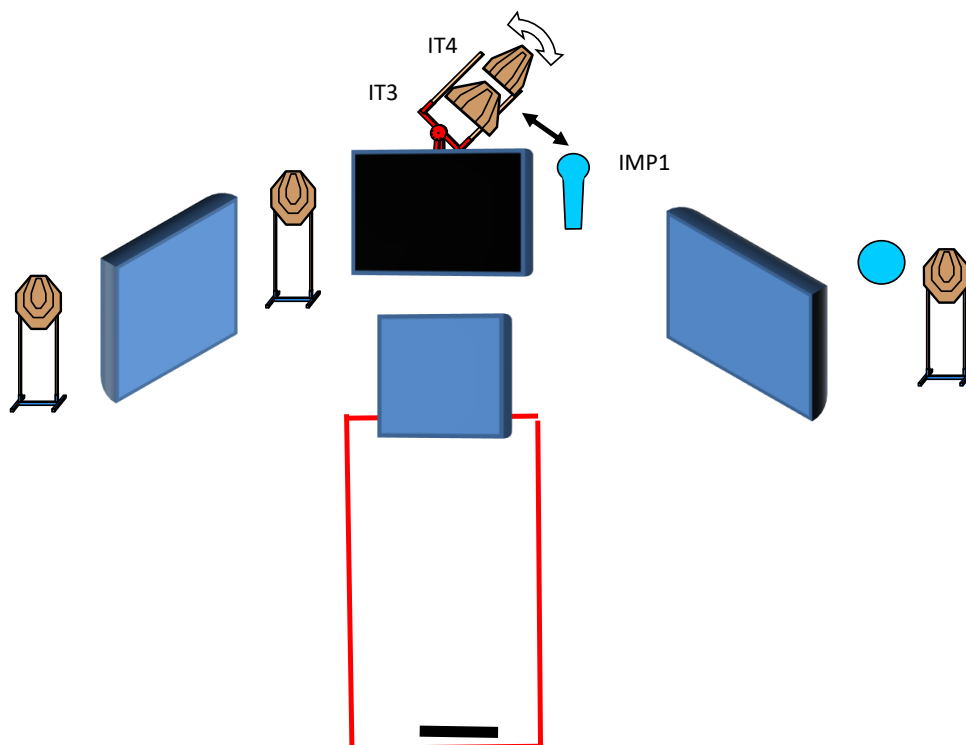
<b>Type:</b>	Short Course	<b>Targets:</b>			
<b>Rounds to be scored:</b>	12	IPSC Targets	5	IPSC Mini Targets	0
<b>Maximum Points:</b>	60	IPSC Poppers	0	IPSC Mini Poppers	2
<b>Time Starts:</b>	Audible Signal	IPSC Metal Plates	0		
		No-Shoots	0		
<b>Start Position:</b>		Heels touching the marks as demonstrated			
<b>Handgun Ready Condition:</b>		Loaded and holster			
<b>Procedure:</b>		After start signal engage all the targets			
<b>Design Notes:</b>					
<b>Briefing Notes:</b>		Safety angles::±90°Azimuth, frontback stop vertically. Scoring will be taken by shooting. You can have a delegate to check the points.			



<b>Type:</b> Short Course		<b>Targets:</b>			
<b>Rounds to be scored:</b>	12	IPSC Targets	0	IPSC Mini Targets	5
<b>Maximum Points:</b>	60	IPSC Poppers	0	IPSC Mini Poppers	2
<b>Time Starts:</b>	Audible Signal	IPSC Metal Plates	0		
		No-Shoots	1		
<b>Start Position:</b>		Anywhere in the shooting area			
<b>Handgun Ready Condition:</b>		Loaded and holster			
<b>Procedure:</b>		After start signal engage all the targets			
<b>Design Notes:</b>		IMP1 activates IT1 swiner. All moving targets are visible at the end of their movement			
<b>Briefing Notes:</b>		Safety angles::±90°Azimuth, frontback stop vertically. Scoring will be taken by shooting. You can have a delegate to check the points.			



<b>Type:</b>	Short Course	<b>Targets:</b>			
<b>Rounds to be scored:</b>	12	IPSC Targets	5	IPSC Mini Targets	0
<b>Maximum Points:</b>	60	IPSC Poppers	0	IPSC Mini Poppers	1
<b>Time Starts:</b>	Audible Signal	IPSC Metal Plates	1		
		No-Shoots	1		
<b>Start Position:</b>	One foot on the ladder as demonstrated				
<b>Handgun Ready Condition:</b>	Holstered, chamber empty, magazine inserted				
<b>Procedure:</b>	After start signal engage all the targets				
<b>Design Notes:</b>	IMP1 activates IT3 swinger. All moving targets are visible at the end of their movement				
<b>Briefing Notes:</b>	Safety angles::±90°Azimuth, frontback stop vertically. Scoring will be taken by shooting. You can have a delegate to check the points.				



**Type:** Short Course  
**Rounds to be scored:** 12  
**Maximum Points:** 60  
**Time Starts:** Audible Signal

**Targets:**

IPSC Targets	5	IPSC Mini Targets	0
IPSC Poppers	0	IPSC Mini Poppers	1
IPSC Metal Plates	1		
No-Shoots	0		

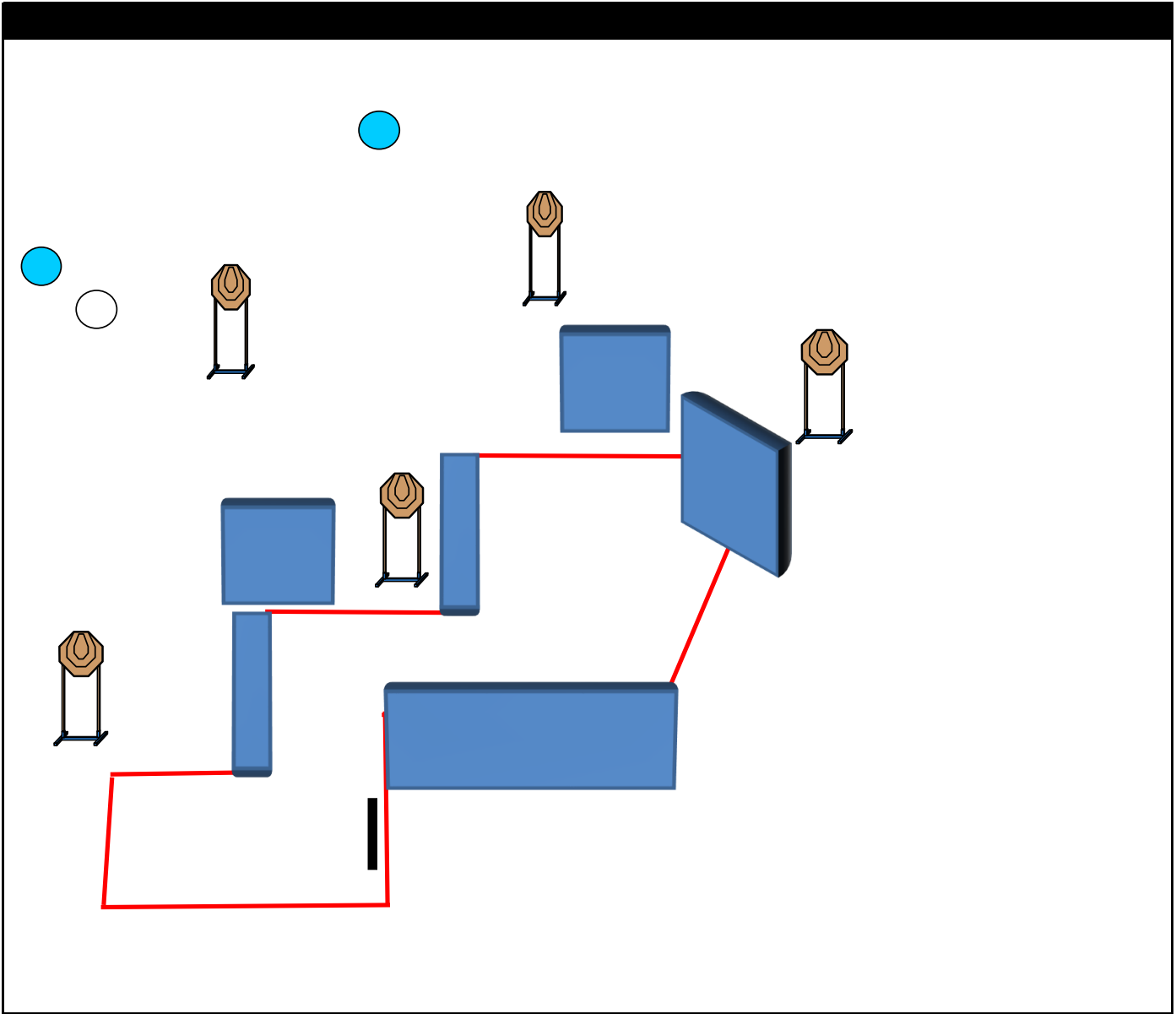
**Start Position:** Heels touching the marks as demonstrated

**Handgun Ready Condition:** Loaded and holster

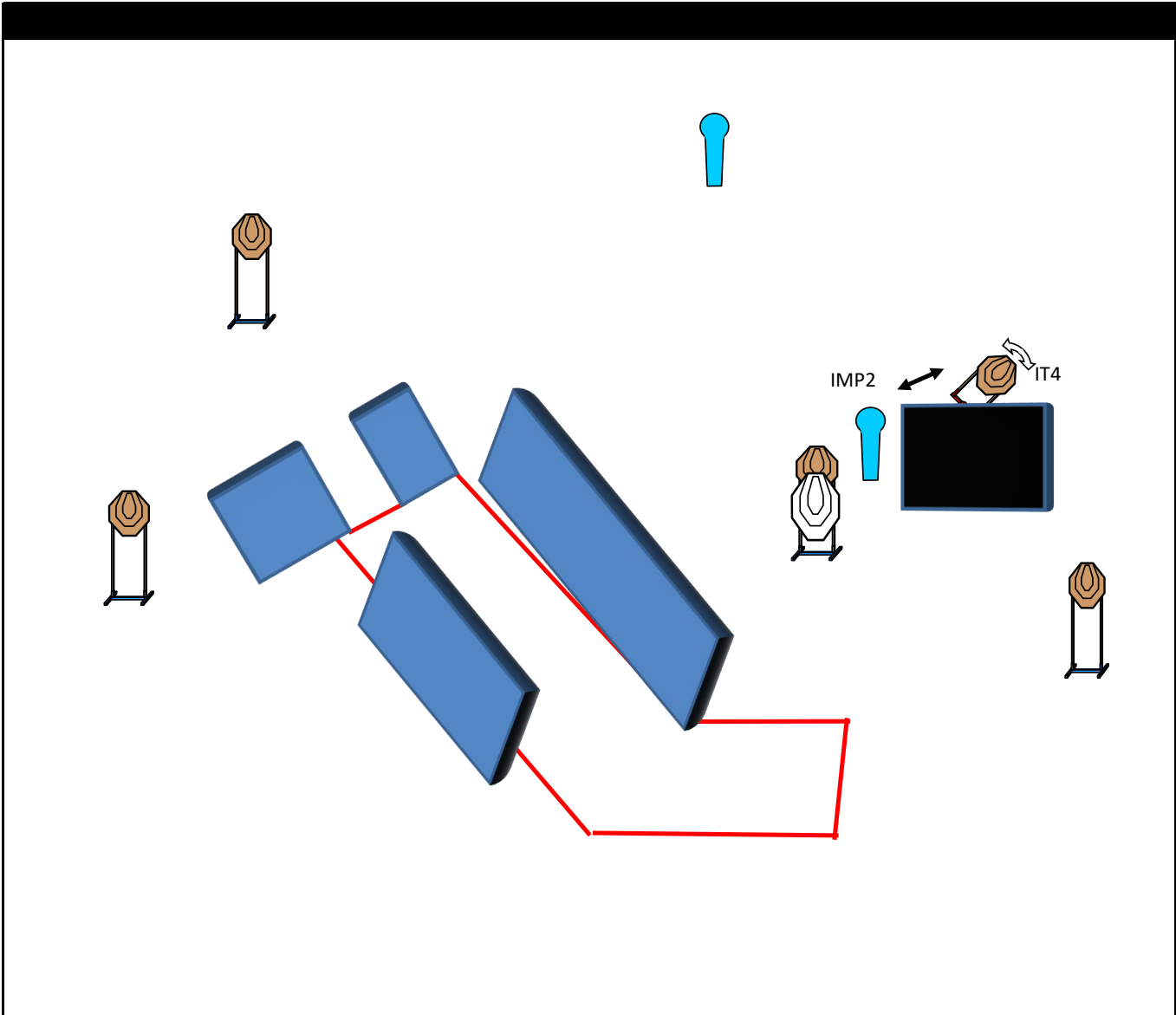
**Procedure:** After start signal engage all the targets

**Design Notes:** IMP1 activates IT3 and IT4 swingers. All moving targets are visible at the end of their movement

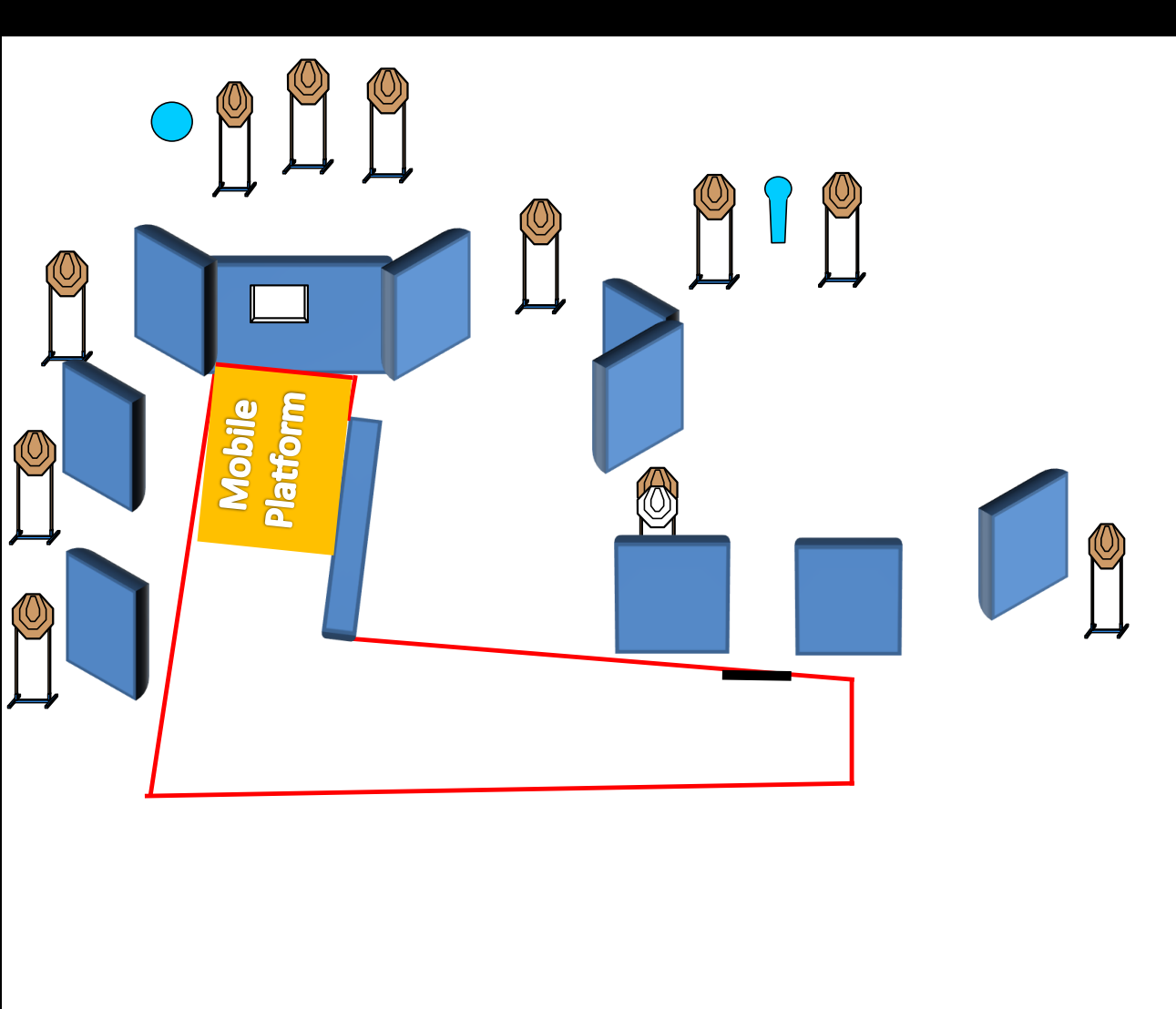
**Briefing Notes:** Safety angles::±90°Azimuth, frontback stop vertically. Scoring will be taken by shooting. You can have a delegate to check the points.

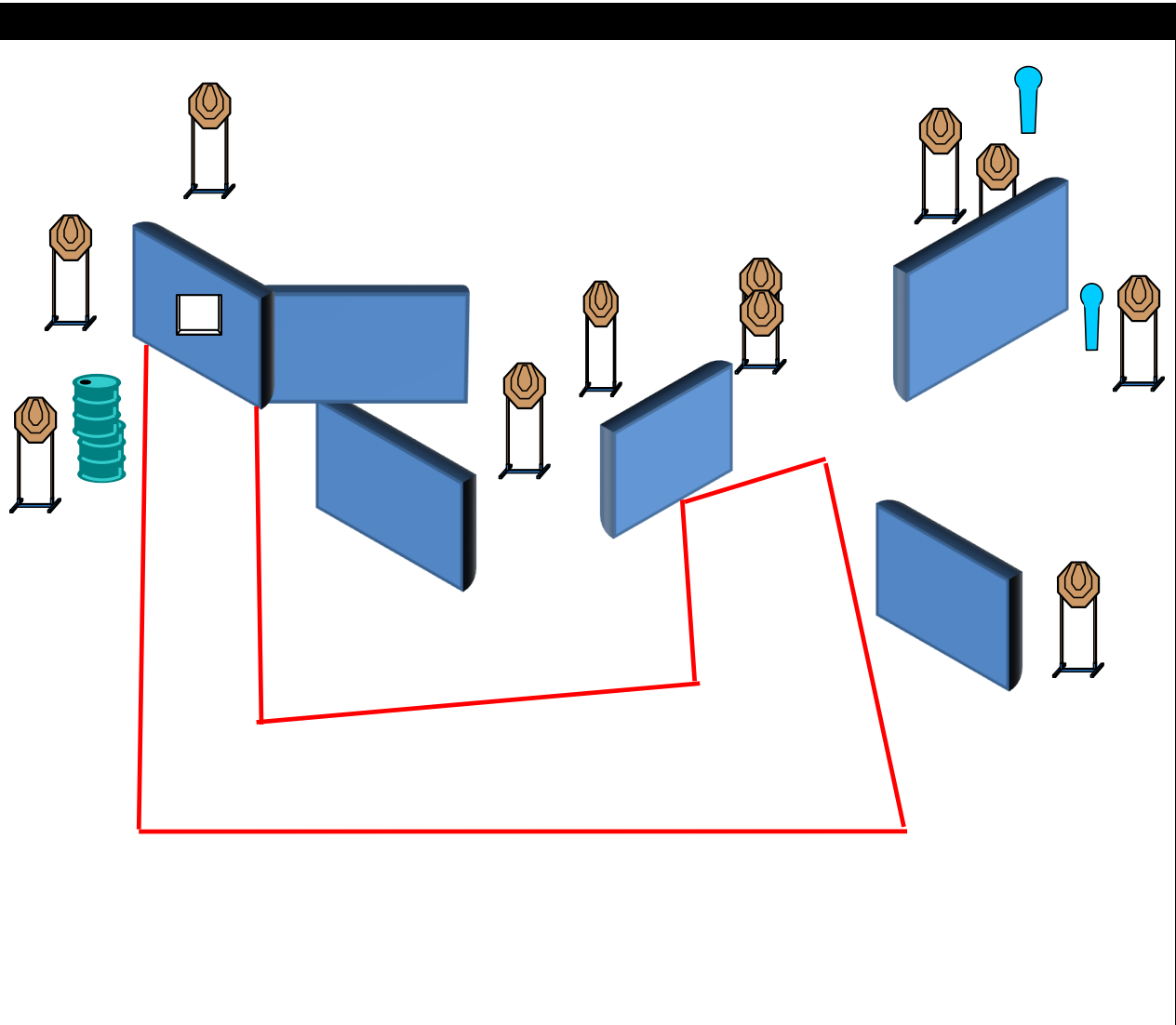


<b>Type:</b> Short Course <b>Rounds to be scored:</b> 12 <b>Maximum Points:</b> 60 <b>Time Starts:</b> Audible Signal	<b>Targets:</b> IPSC Targets 5 IPSC Poppers 0 IPSC Metal Plates 2 No-Shoots 1	IPSC Mini Targets 0 IPSC Mini Poppers 0
<b>Start Position:</b> One foot touching the marks as demonstrated		
<b>Handgun Ready Condition:</b> Loaded and holster		
<b>Procedure:</b> After start signal engage all the targets		
<b>Design Notes:</b>		
<b>Briefing Notes:</b> Safety angles::±90°Azimuth, frontback stop vertically. Scoring will be taken by shooting. You can have a delegate to check the points.		



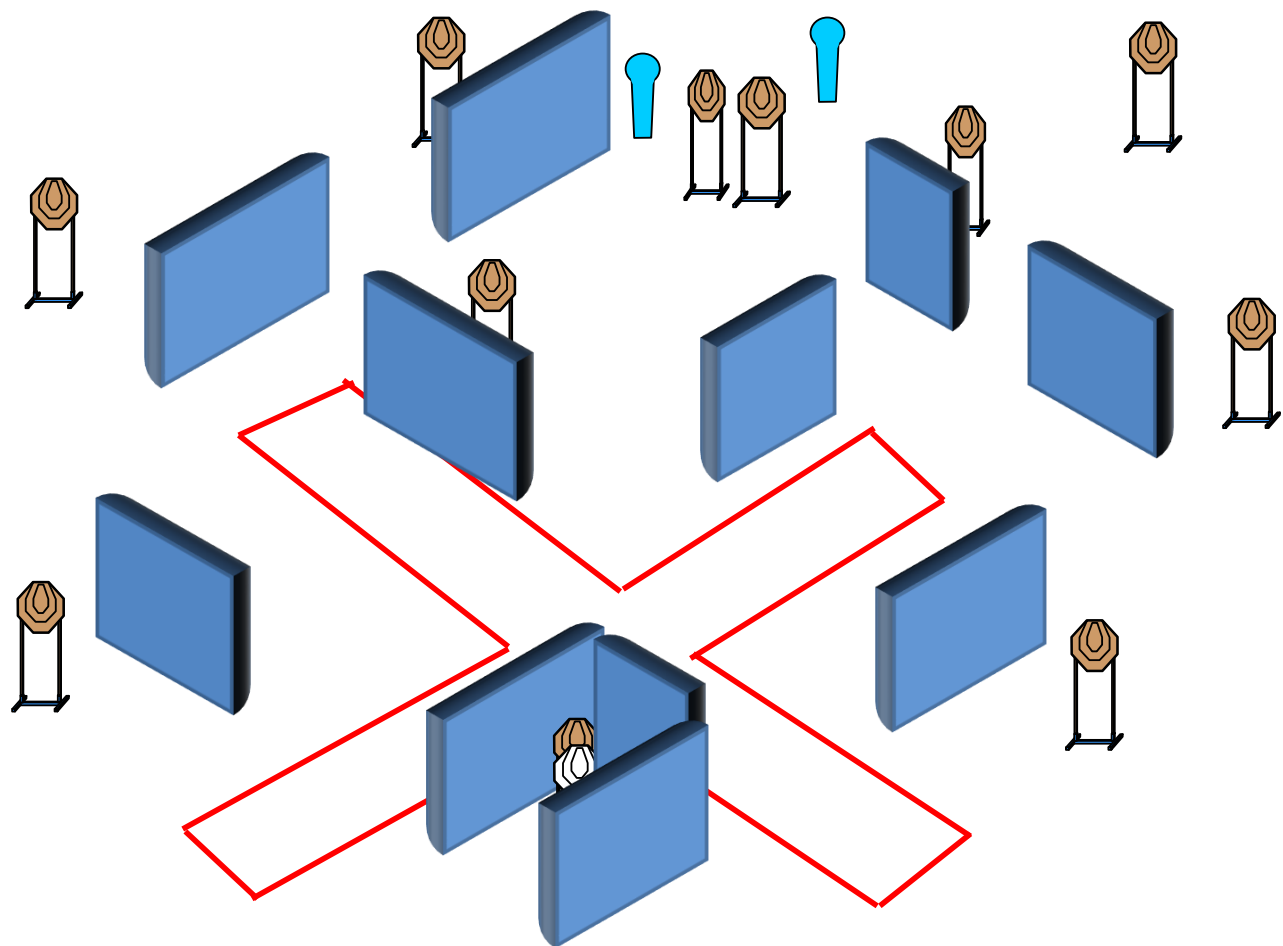
<b>Type:</b>	Short Course	<b>Targets:</b>			
<b>Rounds to be scored:</b>	12	IPSC Targets	5	IPSC Mini Targets	0
<b>Maximum Points:</b>	60	IPSC Poppers	0	IPSC Mini Poppers	2
<b>Time Starts:</b>	Audible Signal	IPSC Metal Plates	0		
		No-Shoots	1		
<b>Start Position:</b> Anywhere in the shooting area					
<b>Handgun Ready Condition:</b> Loaded and holster					
<b>Procedure</b> After start signal engage all the targets					
<b>Design Notes:</b> IMP2 activates IT4 swinger. All moving targets are visible at the end of their movement					
<b>Briefing Notes:</b> Safety angles::±90°Azimuth, frontback stop vertically. Scoring will be taken by shooting. You can have a delegate to check the points.					

							
Type:	Medium Course		Targets:				
Rounds to be scored:	24	IPSC Targets	11	IPSC Mini Targets	0		
Maximum Points:	120	IPSC Poppers	0	IPSC Mini Poppers	1		
Time Starts:	Audible Signal	IPSC Metal Plates	1				
		No-Shoots	1				
Start Position:	Toes touching the marks as demonstrated						
Handgun Ready Condition:	Loaded and holster						
Procedure:	After start signal engage all the targets						
Design Notes:							
Briefing Notes:	Safety angles::±90°Azimuth, frontback stop vertically. Scoring will be taken by shooting. You can have a delegate to check the points.						

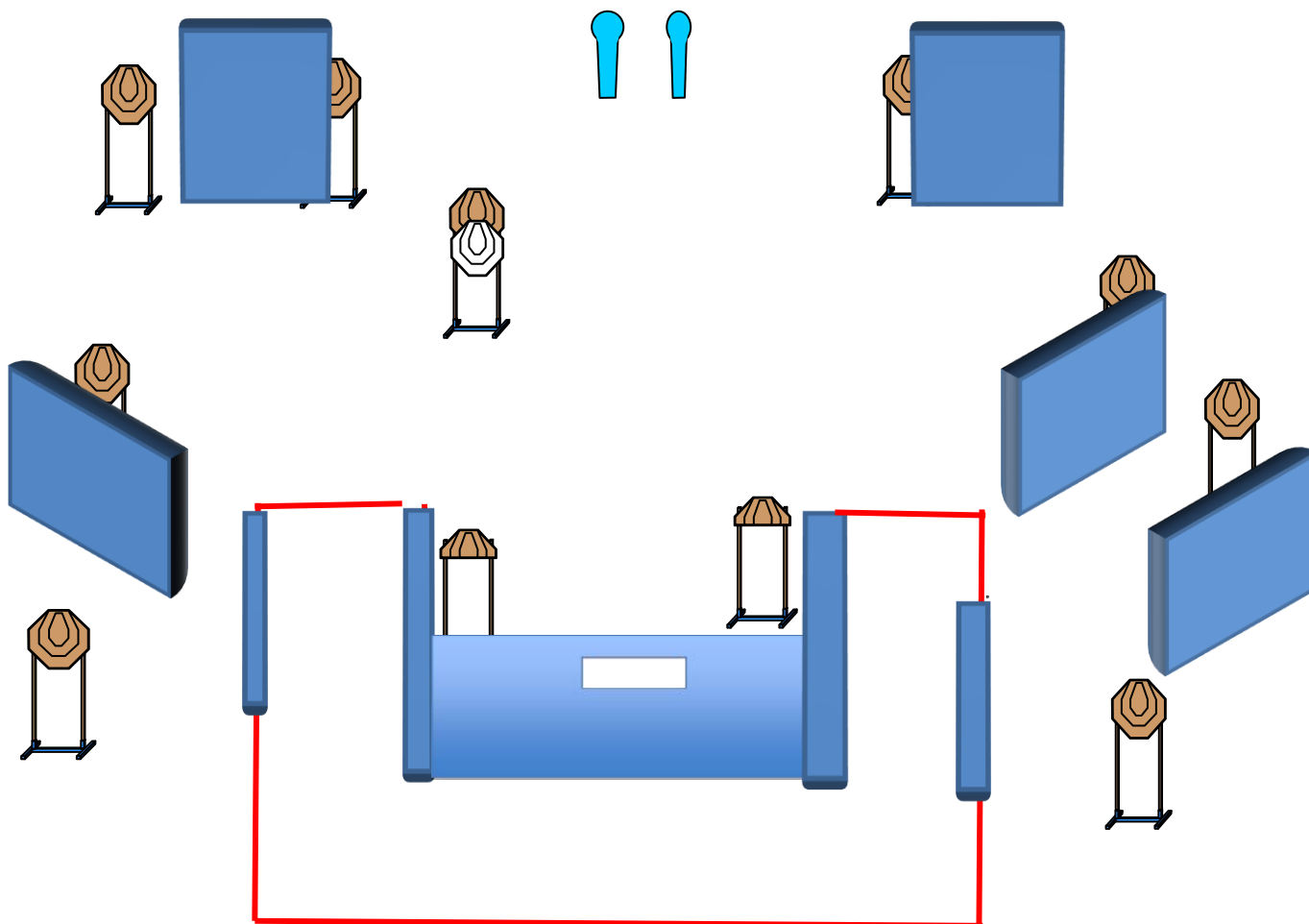


<b>Type:</b> Medium Course		<b>Targets:</b>	
<b>Rounds to be scored:</b>	24	IPSC Targets	11
<b>Maximum Points:</b>	120	IPSC Poppers	0
<b>Time Starts:</b>	Audible Signal	IPSC Metal Plates	0
		No-Shoots	0
<b>IPSC Mini Targets</b>		0	
<b>IPSC Mini Poppers</b>		2	
<b>Start Position:</b> Anywhere in the shooting area			
<b>Handgun Ready Condition:</b> Loaded and holster			
<b>Procedure:</b> After start signal engage all the targets			
<b>Design Notes:</b>			
<b>Briefing Notes:</b> Safety angles::±90°Azimuth, frontback stop vertically. Scoring will be taken by shooting. You can have a delegate to check the points.			





<b>Type:</b>	Medium Course	<b>Targets:</b>			
<b>Rounds to be scored:</b>	24	IPSC Targets	11	IPSC Mini Targets	0
<b>Maximum Points:</b>	120	IPSC Poppers	2	IPSC Mini Poppers	0
<b>Time Starts:</b>	Audible Signal	IPSC Metal Plates	0		
		No-Shoots	1		
<b>Start Position:</b>	Anywhere in the shooting area				
<b>Handgun Ready Condition:</b>	Loaded and holster				
<b>Procedure:</b>	After start signal engage all the targets				
<b>Design Notes:</b>					
<b>Briefing Notes:</b>	Safety angles::±90°Azimuth, frontback stop vertically. Scoring will be taken by shooting. You can have a delegate to check the points.				



**Type:** Medium Course

**Rounds to be scored:** 24

**Maximum Points:** 120

**Time Starts:** Audible Signal

**Targets:**

IPSC Targets	11	IPSC Mini Targets	0
IPSC Poppers	0	IPSC Mini Poppers	2
IPSC Metal Plates	0		
No-Shoots	1		

**Start Position:** Anywhere in the shooting area

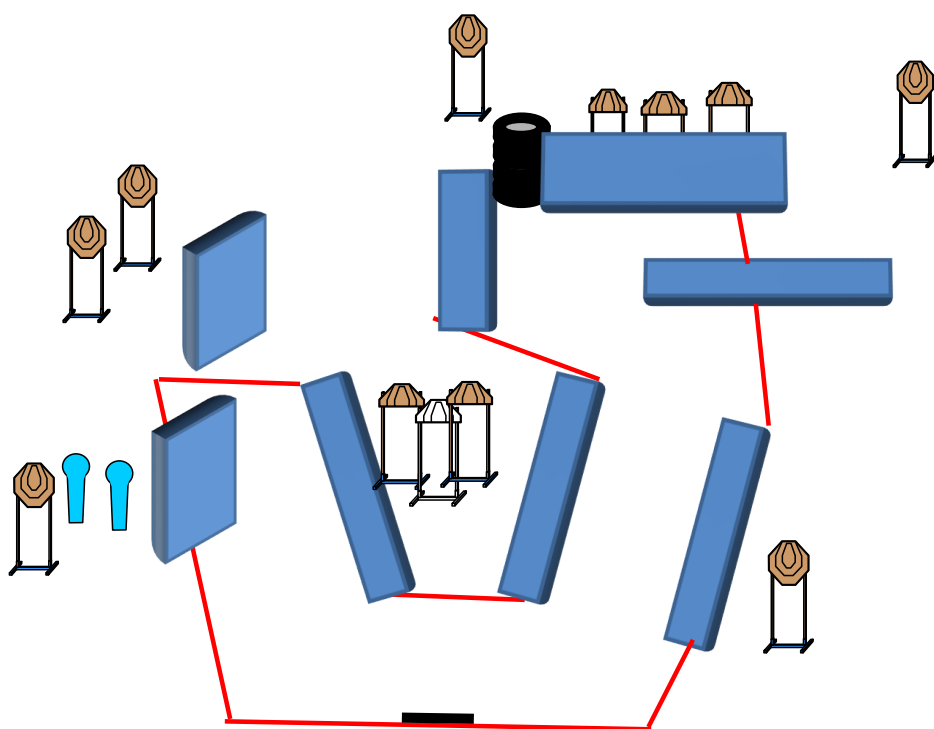
**Handgun Ready Condition:** Loaded and holster

**Procedure:** After start signal engage all the targets

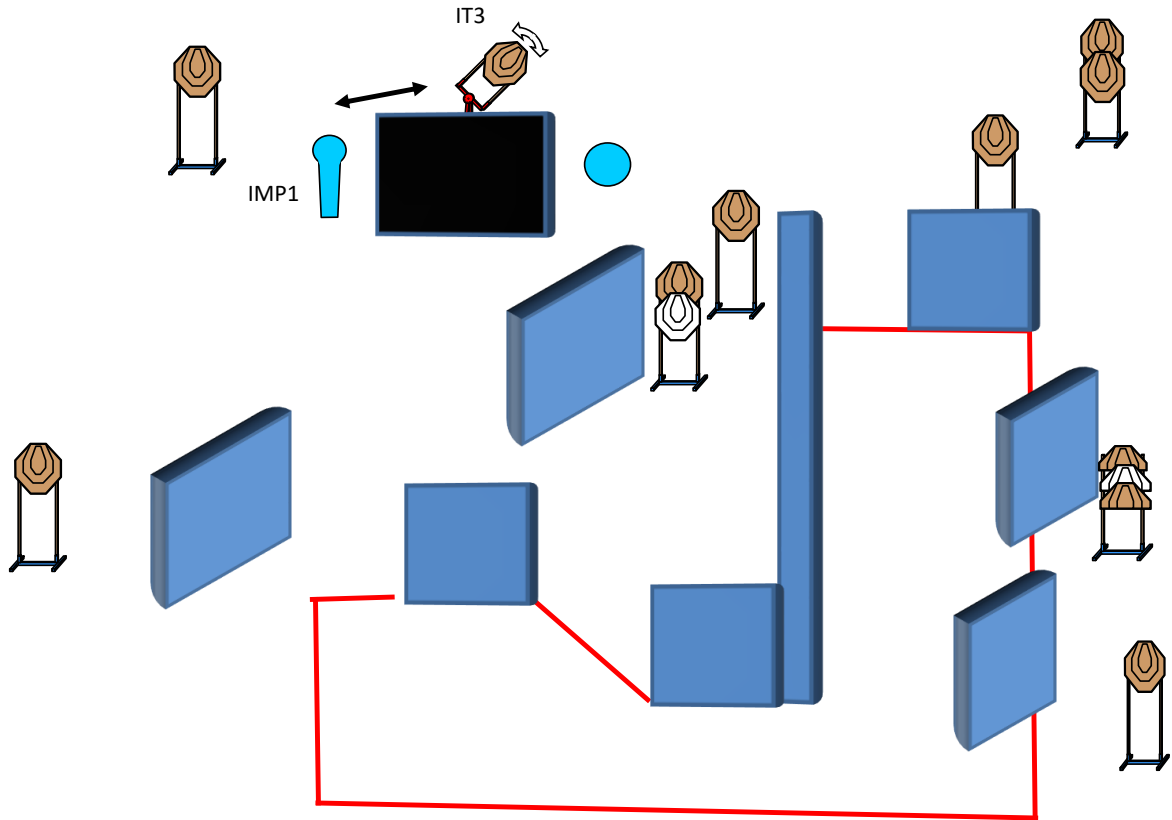
**Design Notes:**

**Briefing Notes:** Safety angles::±90°Azimuth, frontback stop vertically. Scoring will be taken by shooting. You can have a delegate to check the points.

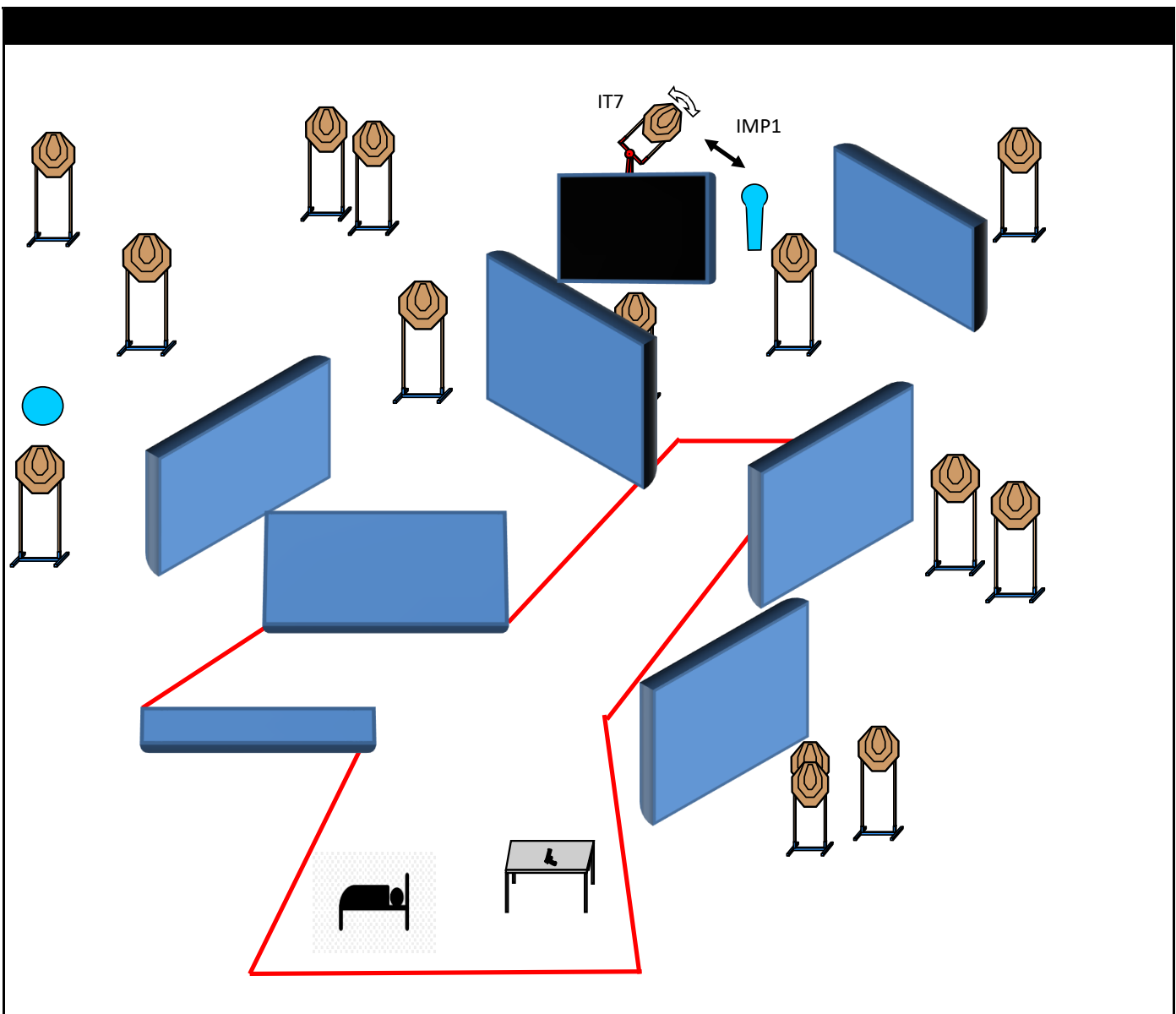




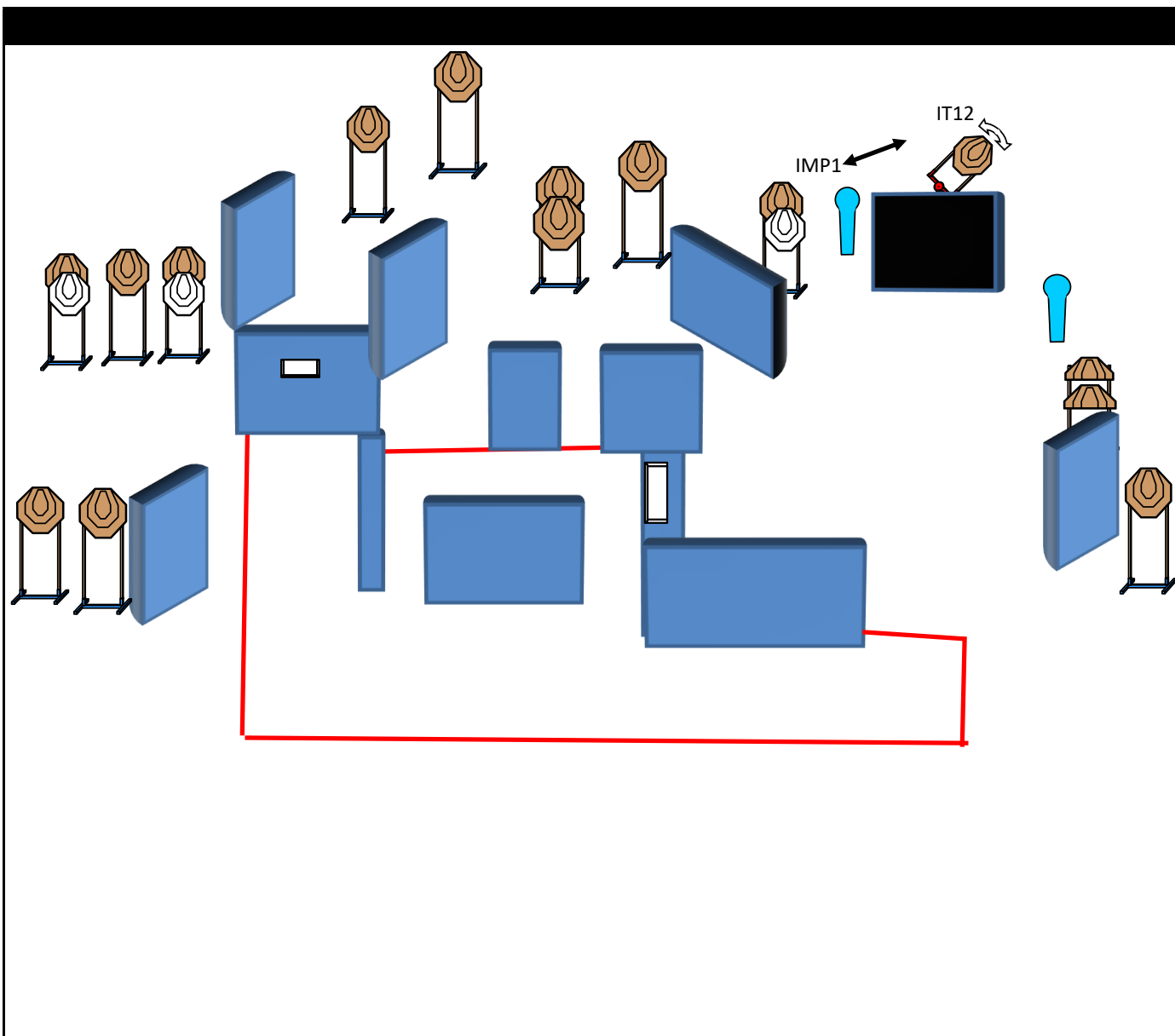
<b>Type:</b> Medium Course		<b>Targets:</b>	
<b>Rounds to be scored:</b>	24	IPSC Targets	11
<b>Maximum Points:</b>	120	IPSC Poppers	0
<b>Time Starts:</b>	Audible Signal	IPSC Metal Plates	0
		No-Shoots	1
<b>Start Position:</b>		Heels touching the marks as demonstrated	
<b>Handgun Ready Condition:</b>		Loaded and holster	
<b>Procedure:</b>		After start signal engage all the targets	
<b>Design Notes:</b>			
<b>Briefing Notes:</b>		Safety angles::±90°Azimuth, frontback stop vertically. Scoring will be taken by shooting. You can have a delegate to check the points.	



<b>Type:</b> <b>Rounds to be scored:</b> <b>Maximum Points:</b> <b>Time Starts:</b>	Medium Course 24 120 Audible Signal	<b>Targets:</b>  IPSC Targets 11 IPSC Poppers 0 IPSC Metal Plates 1 No-Shoots 2	IPSC Mini Targets 0 IPSC Mini Poppers 1
<b>Start Position:</b>	Anywhere in the shooting area		
<b>Handgun Ready Condition:</b>	Loaded and holster		
<b>Procedure:</b>	After start signal engage all the targets		
<b>Design Notes:</b>	IMP1 activates IT3 swinger. All moving targets are visible at the end of their movement		
<b>Briefing Notes:</b>	Safety angles::±90°Azimuth, frontback stop vertically. Scoring will be taken by shooting. You can have a delegate to check the points.		



<b>Type:</b>	Long Course	<b>Targets:</b>			
<b>Rounds to be scored:</b>	32	IPSC Targets	15	IPSC Mini Targets	0
<b>Maximum Points:</b>	160	IPSC Poppers	0	IPSC Mini Poppers	1
<b>Time Starts:</b>	Audible Signal	IPSC Metal Plates	1		
		No-Shoots	0		
<b>Start Position:</b> Lying on the bed with your back supported and arms on your legs as demonstrated					
<b>Handgun Ready Condition:</b> Loaded and put on the table as demonstrated					
<b>Procedure:</b> After start signal engage all the targets					
<b>Design Notes:</b> IMP1 activates IT7 swinger. All moving targets are visible at the end of their movement					
<b>Briefing Notes:</b> Safety angles::±90°Azimuth, frontback stop vertically. Scoring will be taken by shooting. You can have a delegate to check the points.					



<b>Type:</b>	Long Course	<b>Targets:</b>			
<b>Rounds to be scored:</b>	32	IPSC Targets	15	IPSC Mini Targets	0
<b>Maximum Points:</b>	160	IPSC Poppers	0	IPSC Mini Poppers	2
<b>Time Starts:</b>	Audible Signal	IPSC Metal Plates	0	No-Shoots	3
<b>Start Position:</b>		Anywhere in the shooting area			
<b>Handgun Ready Condition:</b>		Loaded and holster			
<b>Procedure:</b>		After start signal engage all the targets			
<b>Design Notes:</b>		IMP1 activates IT12 swinger. All moving targets are visible at the end of their movement			
<b>Briefing Notes:</b>		Safety angles::±90°Azimuth, frontback stop vertically. Scoring will be taken by shooting. You can have a delegate to check the points.			





## TIRO SPORTIVO VALEGGIO



*present*

# 3° Monster Cup

2-3 AUGUST 2025

**MATCH LEVEL 3 HANDGUN + PCC**

20 STAGE / MIN. ROUNDS 384

*Match Director: Paolo Brocanelli*

Valeggio sul Mincio (VR)



website: [www.fitds.it](http://www.fitds.it) ;

e-mail match director: [paolo.cell67@gmail.com](mailto:paolo.cell67@gmail.com)

Information: [regionaldirector.ita@fitds.it](mailto:regionaldirector.ita@fitds.it) ; registration: <https://mare2.fitds.it>

# INFORMAZIONI MATCH / MATCH DETAILS

<b>Contatti:</b>	Tiro sportivo Valeggio +393482438752 Match director +393280236887	
<b>Sito web:</b>	<a href="http://www.fitds.it">http://www.fitds.it</a>	
<b>e-mail:</b>	<a href="mailto:regionaldirector.ita@fitds.it">regionaldirector.ita@fitds.it</a> match director: paolo.cell67@gmail.com	
<b>Iscrizioni:</b>	<a href="http://mare2.fitds.it">http://mare2.fitds.it</a>	
<b>Munizionamento:</b>	Libero ogni tipo di munizionamento a cura del tiratore	Free any kind of ammunitions carried by shooters
<b>Ristorazione:</b>	Sul campo è presente un confortevole punto di ristoro	Comfortable catering point on the shooting range
<b>Regolamento:</b>	Regolamento FITDS/IPSC ultima edizione	FITDS/IPSC rulebook last edition
<b>Classifiche:</b>	Div. Open, Standard, Production, Classic, Revolver, Production Optic, PCC come da reg. sportivo FITDS	Div. Open, Standard, Production, Classic, Revolver, Production Optic, PCC as per FITDS rulebook
<b>Premiazioni:</b>	Come da regolamento sportivo 2025 Monster Cup	As per 2025 shooting rules Monster Cup
<b>Campo:</b>	località corte caterina Valeggio sul Mincio (Verona) 45.30134 , 10.74435	Corte Caterina St. - Town of Valeggio sul Mincio - 37067 45.30134 , 10.74435
<b>Orari Sabato:</b>		<b>Saturday</b>
<b>1 turno</b>	Ritrovo tiratori ore 7:00, inizio gara ore 7.30	Shooters meeting at 7:00 am, Match starts at 7.30 am
<b>2 turno</b>	Ritrovo tiratori ore 12.30, inizio gara ore 13.00	Shooters meeting at 12.30 pm, Match starts at 13.00 pm
<b>Orari Domenica:</b>		<b>Sunday</b>
<b>1 turno</b>	Ritrovo tiratori ore 7:00, inizio gara ore 7.30	Shooters meeting at 7:00 am, Match starts at 7.30 am
<b>2 turno</b>	Ritrovo tiratori ore 12.30, inizio gara ore 13.00	Shooters meeting at 12.30 pm, Match starts at 13.00 pm
<b>Range Master:</b>	a cura S.A.F.R.O.	by S.A.F.R.O.
<b>Range Officers:</b>	a cura S.A.F.R.O.	by S.A.F.R.O.

E' assoluto il divieto di utilizzare qualsiasi tipo di abbigliamento militare, paramilitare nonché l'utilizzo di abbigliamento e/o accessori che in qualunque modo possano ledere l'immagine della F.I.T.D.S.

It's absolutely forbidden the use of any kind of military or paramilitary clothing as well as the use of clothing and/or accessories that in any way may damage the image of F.I.T.D.S.

Tutti i tiratori devono essere in regola con i permessi per il trasporto e l'utilizzo delle proprie armi e munizioni.  
All shooters must be in compliance with gun transport, carry and use permits for their weapons and ammunition.

L'organizzazione declina ogni responsabilità per il mancato rispetto delle norme di Legge in vigore.  
Organization declines all responsibility for non-compliance with Italian and European laws in force.

## **HOTELS CONVENZIONATI:**

***HOTEL EDEN +390456370850***

***HOTEL AGLI ULIVI +390456365013***

***HOTEL FACCIOLI +390456370605***

***HOTEL CACCIATORE +390457950252***

***HOTEL MARA +390457950252***

***HOTEL IL PAGGIO +390457950606***

***AGRITURISMO LA PACE +39245005988***

***B&B OMBRETTA +39328 423 2048***

SPONSOR

**TANFOGLIO®**



**GPMAX**  
PRECISION

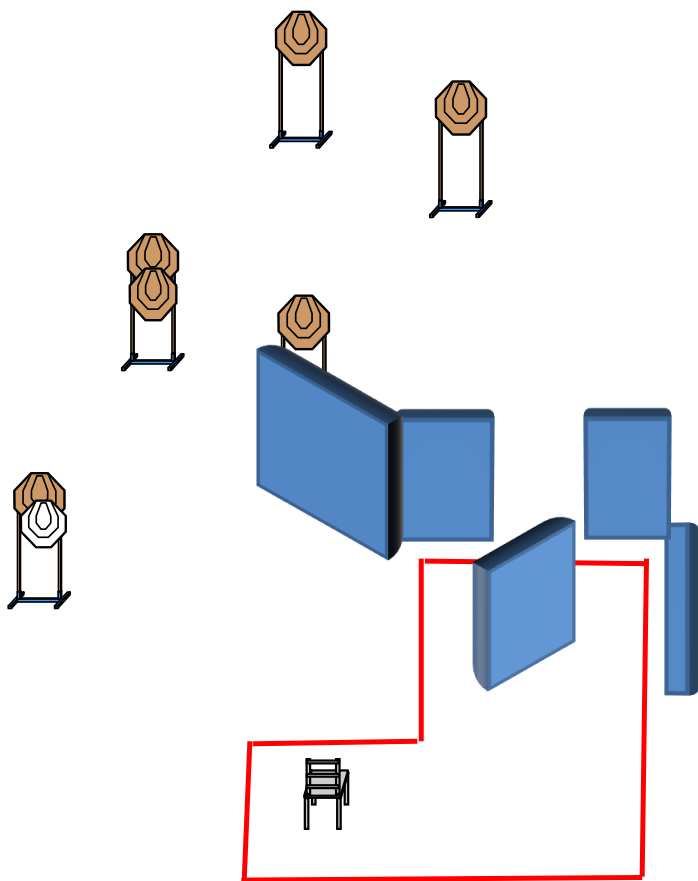
**ARMI E TIRO**



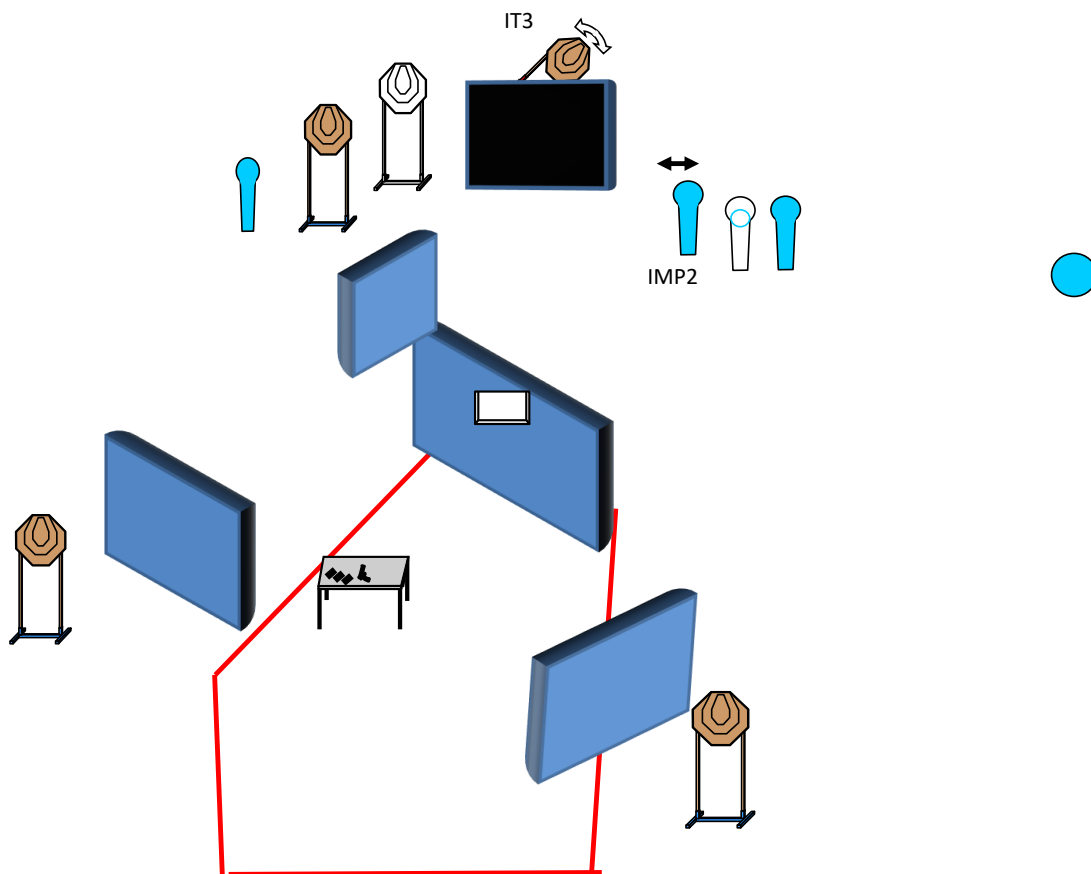
**BERETTA**



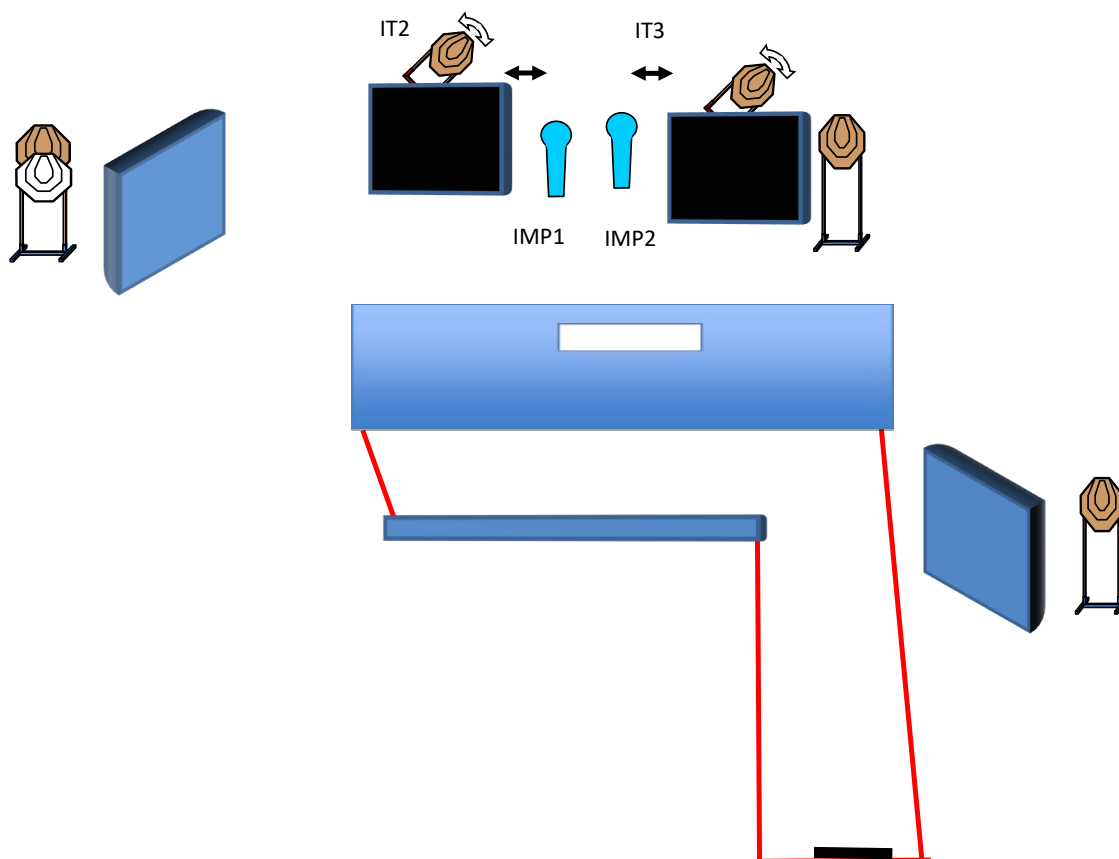
**ARMERIA**  
Dal Pozzo G. e C.



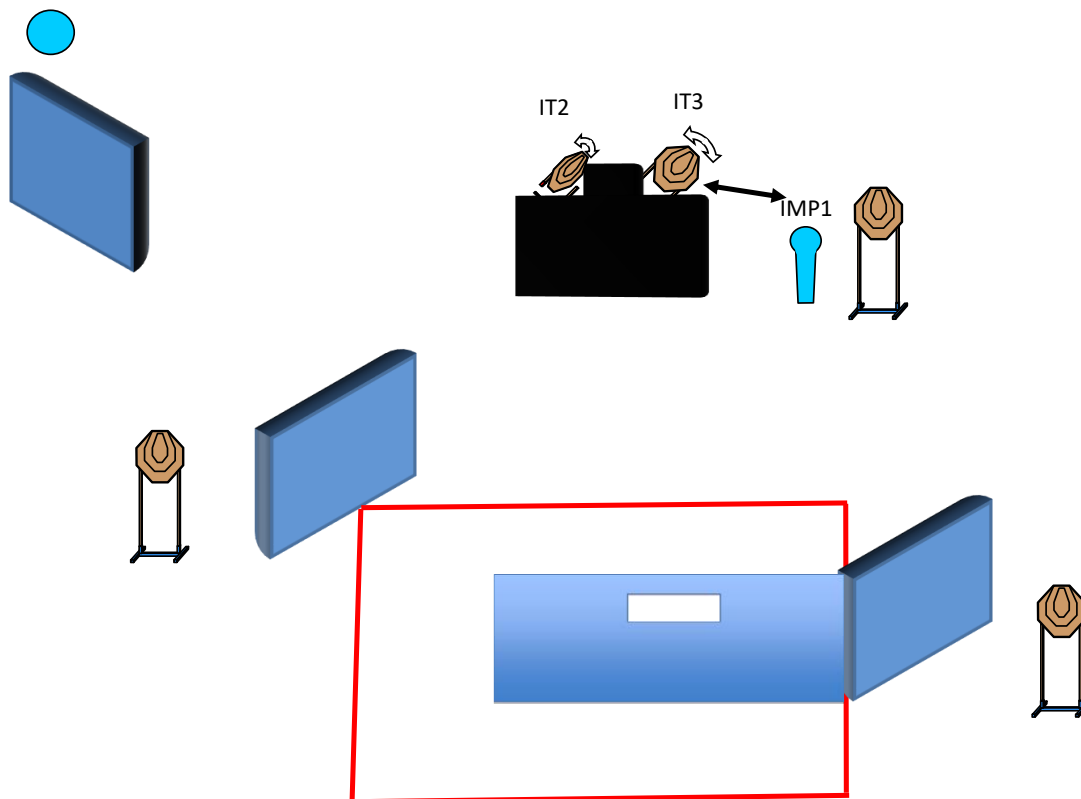
<b>Type:</b> Short Course		<b>Targets:</b>	
<b>Minimum Number of Rounds:</b>	12	IPSC Targets	6
<b>Maximum Points:</b>	60	IPSC Poppers	0
<b>Time Starts:</b>	Audible Signal	IPSC Metal Plates	0
		No-Shoots	1
<b>Start Position:</b>	<b>Sitting on chair</b> with the firearm in the ready condition, held in both hands, stock touching the competitor at hip level, barrel parallel to the ground, trigger guard downwards, muzzle pointing downrange with the fingers outside the trigger guard as demonstrated		
<b>The Firearm Ready Condition:</b>	Loaded (Option 2)		
<b>Procedure:</b>	After start signal engage all the targets		
<b>Design Notes:</b>			
<b>Briefing Notes:</b>	Safety angles::±90°Azimuth, frontback stop vertically. Scoring will be taken by shooting. You can have a delegate to check the points.		



<b>Type:</b> Short Course <b>Minimum Number of Rounds:</b> 12 <b>Maximum Points:</b> 60 <b>Time Starts:</b> Audible Signal	<b>Targets:</b> <div> <div>IPSC Targets4</div> <div>IPSC Mini Targets0</div> <div>IPSC Poppers0</div> <div>IPSC Mini Poppers3</div> <div>IPSC Metal Plates1</div> <div>No-Shoots2</div> </div>
<b>Start Position:</b>	Hands on the table as demonstrated
<b>The Firearm Ready Condition:</b>	Unloaded (Options 3) and put on the table with all the magazines as demonstrated
<b>Procedure:</b>	After start signal engage all the targets
<b>Design Notes:</b>	IMP2 activates T3 swinger. All moving targets are visible at the end of their movement
<b>Briefing Notes:</b>	Safety angles::±90°Azimuth, frontback stop vertically. Scoring will be taken by shooting. You can have a delegate to check the points.



Type:	Short Course	Targets:			
Minimum Number of					
Rounds:	12	IPSC Targets	5	IPSC Mini Targets	0
Maximum Points:	60	IPSC Poppers	0	IPSC Mini Poppers	2
Time Starts:	Audible Signal	IPSC Metal Plates	0		
		No-Shoots	1		
Start Position:	Hells touching the marks as demonstrated, standing erect, with the firearm in the ready condition, held in both hands, stock touching the competitor at hip level, barrel parallel to the ground, trigger guard downwards, muzzle pointing downrange with the fingers outside the trigger guard				
The Firearm Ready Condition:	Loaded (Option 1)				
Procedure:	After start signal engage all the targets				
Design Notes:	IMP1 activates IT2 swinger and IMP2 activates IT3 swinger . All moving targets are visible at the end of their movement				
Briefing Notes:	Safety angles::±90°Azimuth, frontback stop vertically. Scoring will be taken by shooting. You can have a delegate to check the points.				



<b>Type:</b>	<b>Short Course</b>	<b>Targets:</b>	
<b>Minimum Number of Rounds:</b>	12	IPSC Targets	5
<b>Maximum Points:</b>	60	IPSC Poppers	0
<b>Time Starts:</b>	Audible Signal	IPSC Metal Plates	1
		No-Shoots	0
		IPSC Mini Targets	
		IPSC Mini Poppers	

**Start Position:** **Anywhere in the shooting area**, standing erect, with the firearm in the ready condition, held in both hands, stock touching the competitor at hip level, barrel parallel to the ground, trigger guard downwards, muzzle pointing downrange with the fingers outside the trigger guard

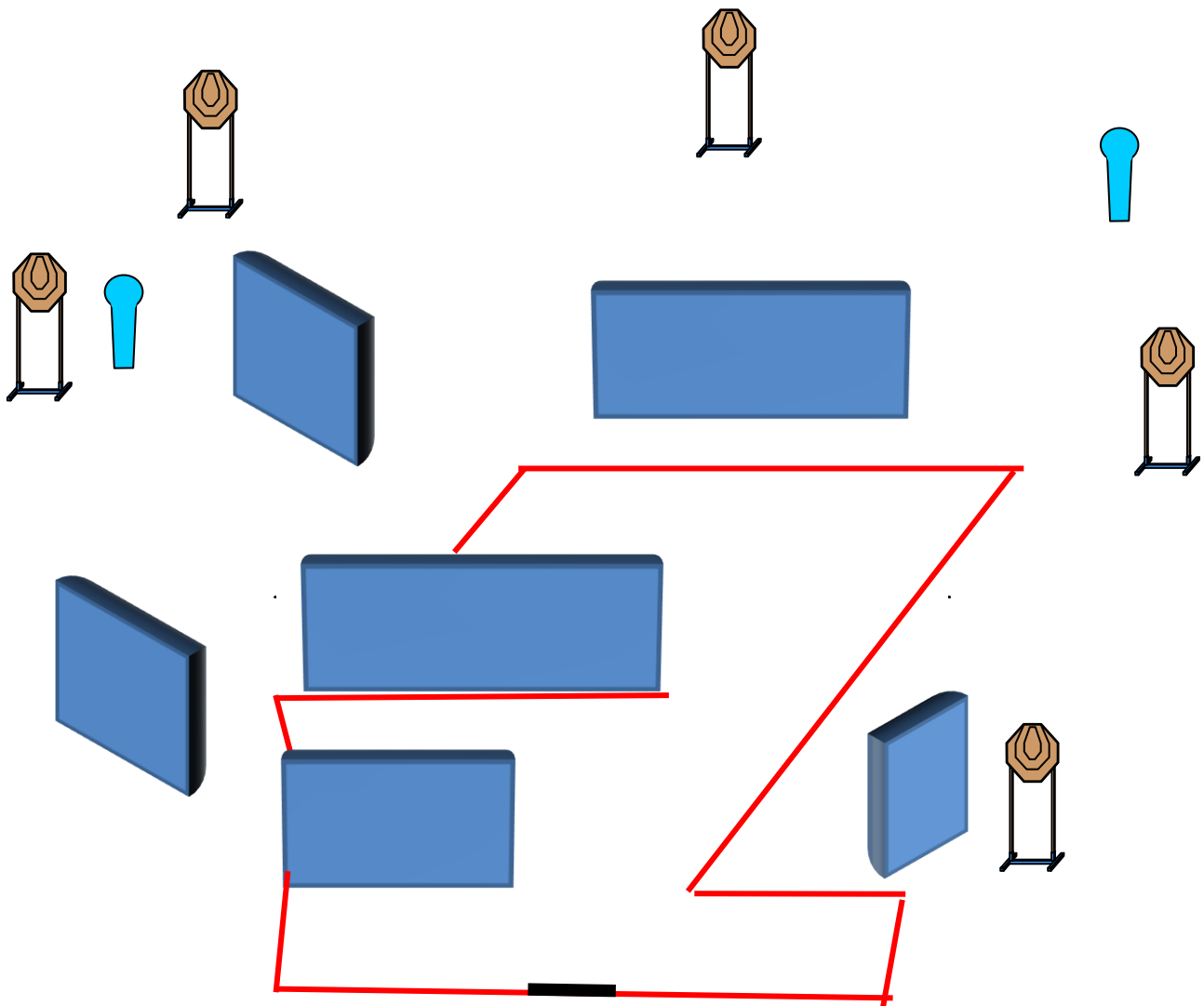
**The Firearm Ready Condition:** Loaded (Option 1)

**Procedure:** After start signal engage all the targets

**Design Notes:** IMP1 activates IT2 and IT3 swinger. All moving targets are visible at the end of their movement

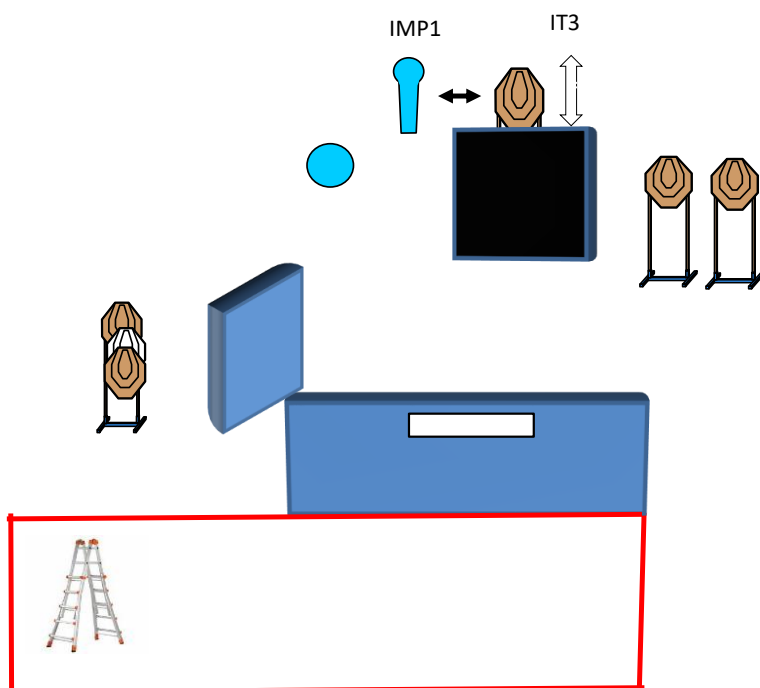
**Briefing Notes:** Safety angles::±90°Azimuth, frontback stop vertically. Scoring will be taken by shooting. You can have a delegate to check the points.



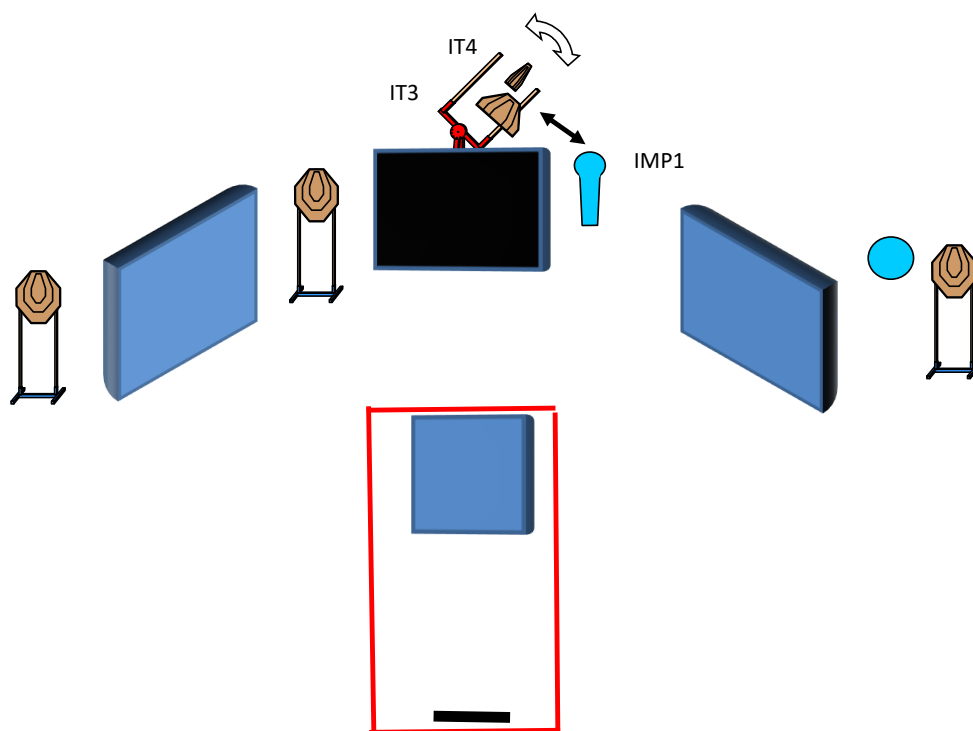


<b>Type:</b> Short Course		<b>Targets:</b>			
<b>Minimum Number of Rounds:</b> 12		IPSC Targets	5	IPSC Mini Targets	0
<b>Maximum Points:</b> 60		IPSC Poppers	0	IPSC Mini Poppers	2
<b>Time Starts:</b> Audible Signal		IPSC Metal Plates	0		
		No-Shoots	0		
<b>Start Position:</b> Heels touching the marks as demonstrated, standing erect, with the firearm in the ready condition, held in both hands, stock touching the competitor at hip level, barrel parallel to the ground, trigger guard downwards, muzzle pointing downrange with the fingers outside the trigger guard					
<b>The Firearm Ready Condition:</b> Loaded (Option 1)					
<b>Procedure:</b> After start signal engage all the targets					
<b>Design Notes:</b>					
<b>Briefing Notes:</b> Safety angles::±90°Azimuth, frontback stop vertically. Scoring will be taken by shooting. You can have a delegate to check the points.					

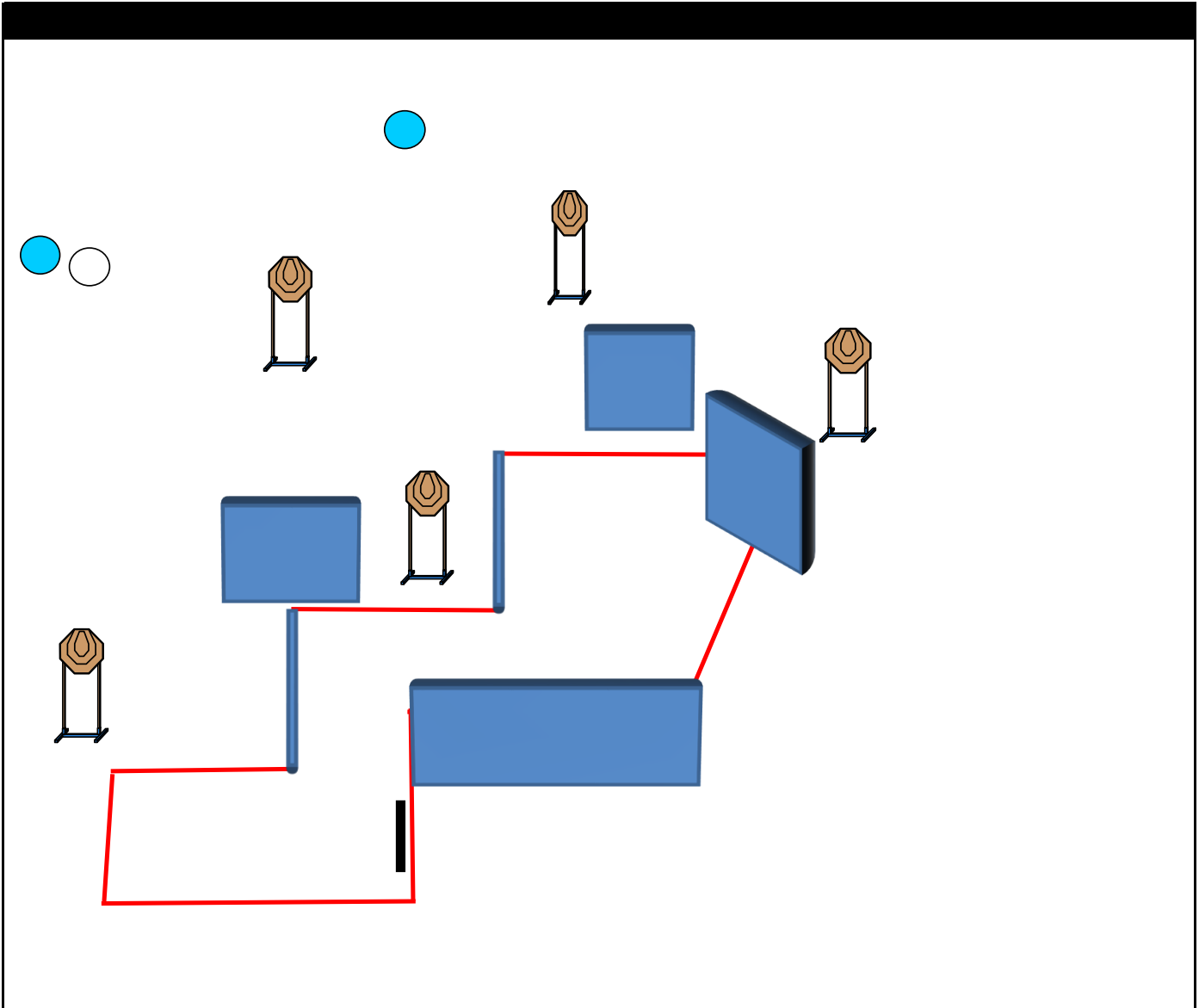




<b>Type:</b> Short Course		<b>Targets:</b>	
<b>Minimum Number of Rounds:</b>	12	IPSC Targets	5
<b>Maximum Points:</b>	60	IPSC Poppers	0
<b>Time Starts:</b>	Audible Signal	IPSC Metal Plates	1
		No-Shoots	1
<b>Start Position:</b>	<b>One foot on the ladder as demonstrated</b> , standing erect, with the firearm in the ready condition, held in both hands, stock touching the competitor at hip level, barrel parallel to the ground, trigger guard downwards, muzzle pointing downrange with the fingers outside the trigger guard		
<b>The Firearm Ready Condition:</b>	Loaded (Option 2)		
<b>Procedure:</b>	After start signal engage all the targets		
<b>Design Notes:</b>	IMP1 activates IT3 swinger. All moving targets are visible at the end of their movement		
<b>Briefing Notes:</b>	Safety angles::±90°Azimuth, frontback stop vertically. Scoring will be taken by shooting. You can have a delegate to check the points.		



<b>Type:</b> Short Course		<b>Targets:</b>	
<b>Minimum Number of Rounds:</b>	12	IPSC Targets	5
<b>Maximum Points:</b>	60	IPSC Poppers	0
<b>Time Starts:</b>	Audible Signal	IPSC Metal Plates	1
		No-Shoots	0
<b>Start Position:</b>	Heels touching the marks as demonstrated, standing erect, with the firearm in the ready condition, held in both hands, stock touching the competitor at hip level, barrel parallel to the ground, trigger guard downwards, muzzle pointing downrange with the fingers outside the trigger guard		
<b>The Firearm Ready Condition:</b>	Loaded (Option 1)		
<b>Procedure:</b>	After start signal engage all the targets		
<b>Design Notes:</b>	IMP1 activates IT3 and IT4 swingers. All moving targets are visible at the end of their movement		
<b>Briefing Notes:</b>	Safety angles::±90°Azimuth, frontback stop vertically. Scoring will be taken by shooting. You can have a delegate to check the points.		



<b>Type:</b>	<b>Short Course</b>	<b>Targets:</b>			
<b>Minimum Number of Rounds:</b>	12	IPSC Targets	5	IPSC Mini Targets	0
<b>Maximum Points:</b>	60	IPSC Poppers	0	IPSC Mini Poppers	0
<b>Time Starts:</b>	Audible Signal	IPSC Metal Plates	2		
		No-Shoots	1		

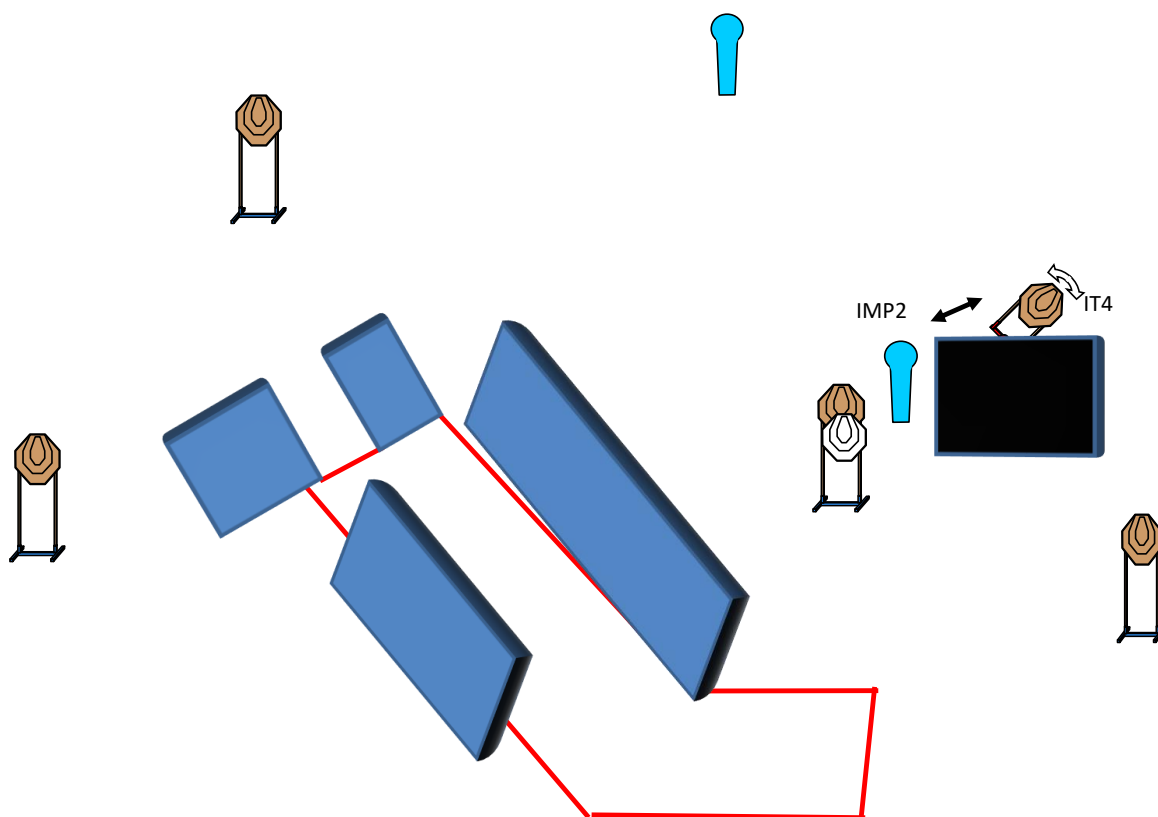
<p><b>Start Position:</b></p>	<p><b>One foot touching the marks as demonstrated</b>, standing erect, with the firearm in the ready condition, held in both hands, stock touching the competitor at hip level, barrel parallel to the ground, trigger guard downwards, muzzle pointing downrange with the fingers outside the trigger guard</p>
-------------------------------	--

<b>The Firearm Ready Condition:</b>	Loaded (Option 1)
-------------------------------------	-------------------

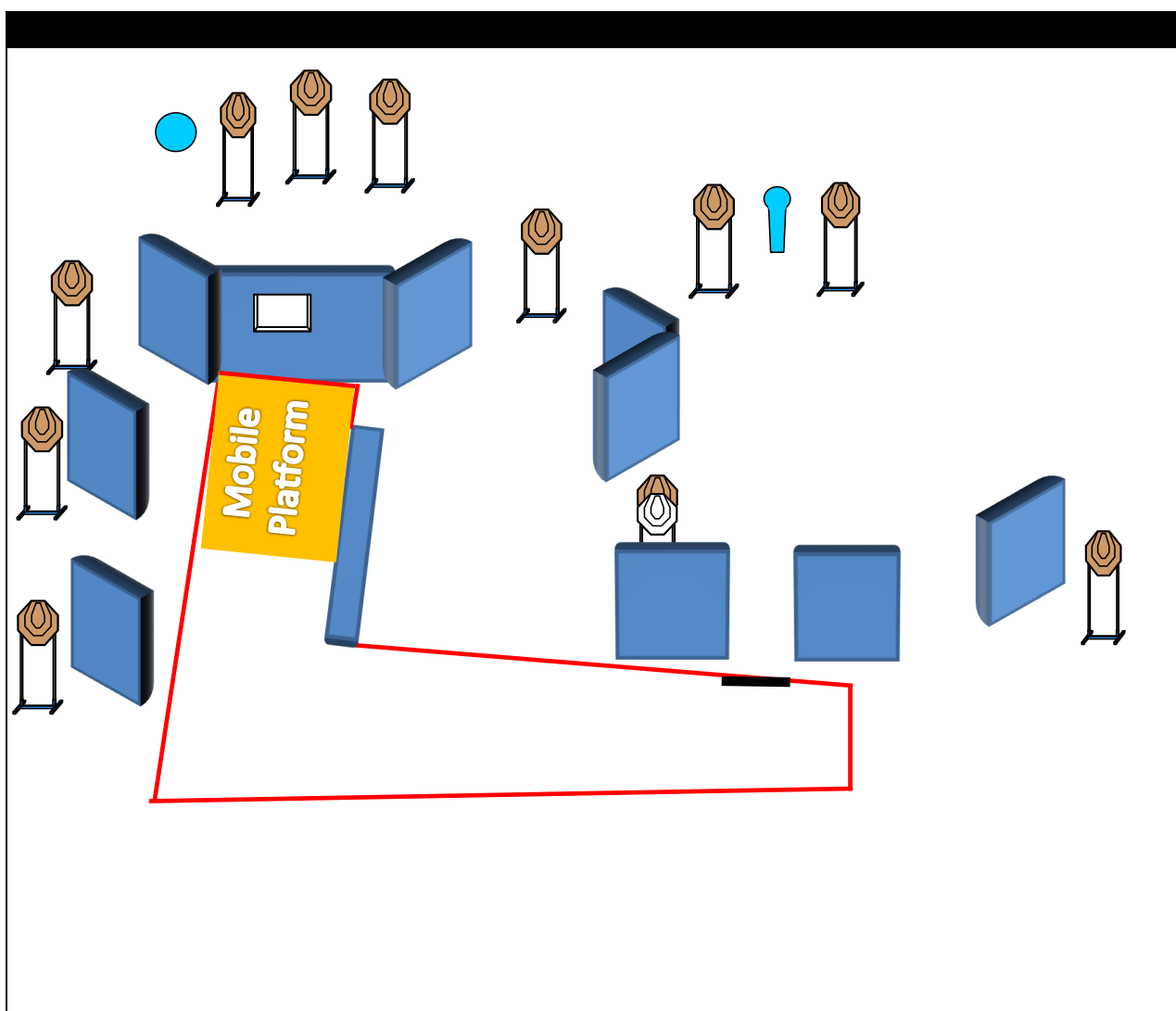
<b>Procedure:</b>	After start signal engage all the targets
-------------------	---

**Design Notes:**

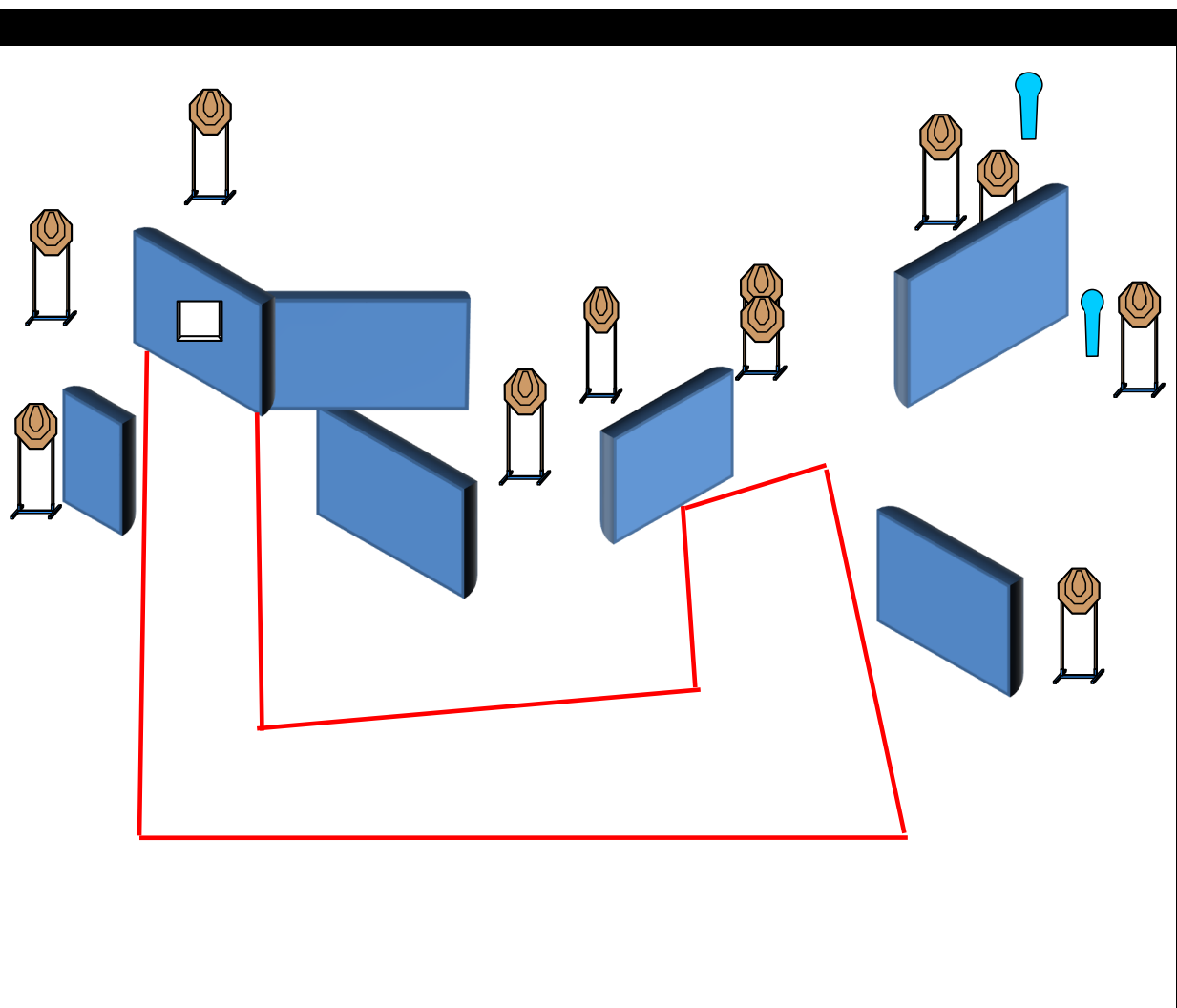
<b>Briefing Notes:</b>	Safety angles::±90°Azimuth, frontback stop vertically. Scoring will be taken by shooting. You can have a delegate to check the points.
------------------------	--



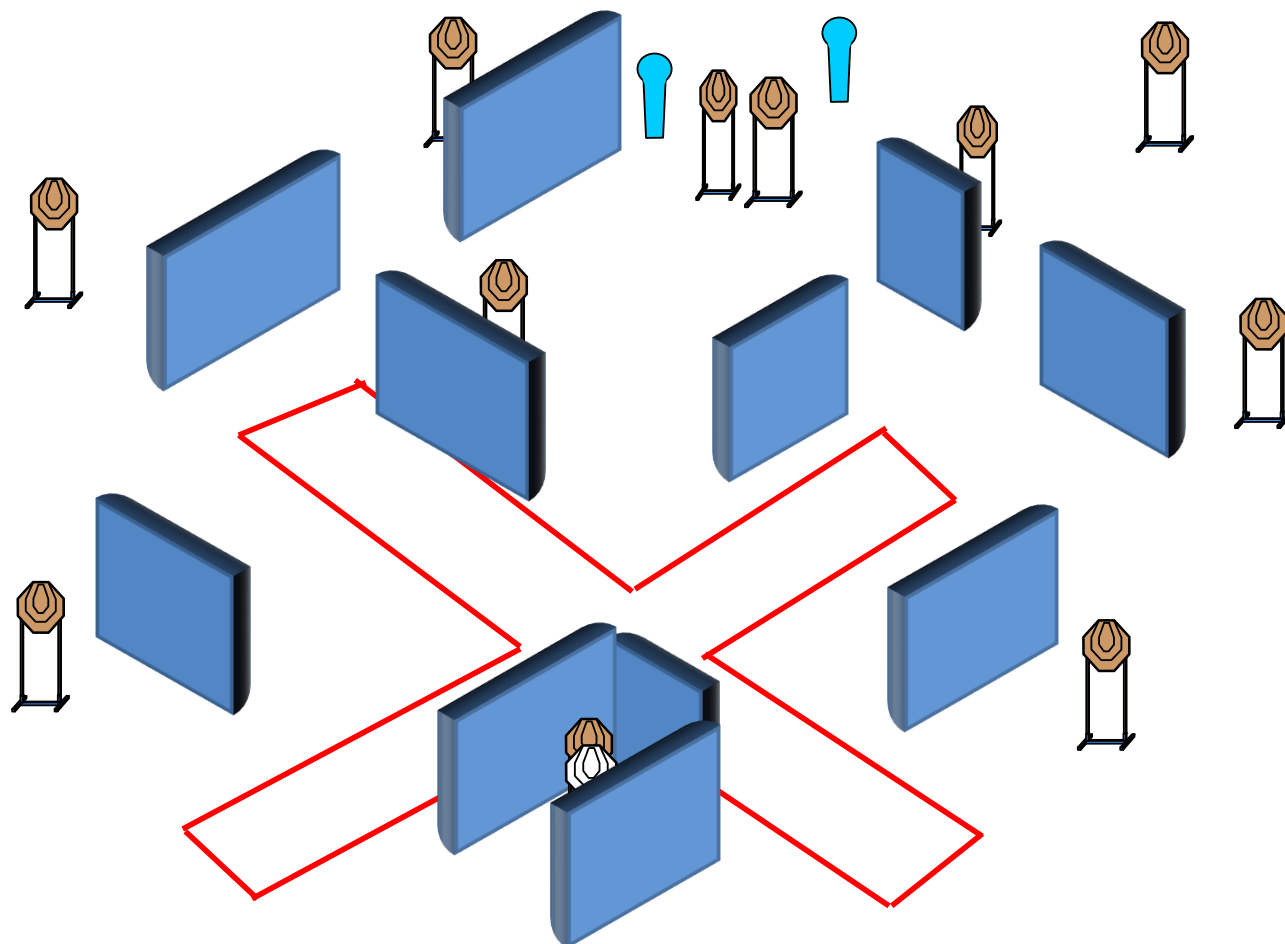
<b>Type:</b>	<b>Short Course</b>	<b>Targets:</b>			
<b>Minimum Number of Rounds:</b>	12	IPSC Targets	5	IPSC Mini Targets	0
<b>Maximum Points:</b>	60	IPSC Poppers	0	IPSC Mini Poppers	2
<b>Time Starts:</b>	Audible Signal	IPSC Metal Plates	0		
		No-Shoots	1		
<b>Start Position:</b>	<b>Anywhere in the shooting area</b> , standing erect, with the firearm in the ready condition, held in both hands, stock touching the competitor at hip level, barrel parallel to the ground, trigger guard downwards, muzzle pointing downrange with the fingers outside the trigger guard				
<b>The Firearm Ready Condition:</b>	Loaded (Option 1)				
<b>Procedure</b>	After start signal engage all the targets				
<b>Design Notes:</b>	IMP2 activates IT4 swinger. All moving targets are visible at the end of their movement				
<b>Briefing Notes:</b>	Safety angles::±90°Azimuth, frontback stop vertically. Scoring will be taken by shooting. You can have a delegate to check the points.				



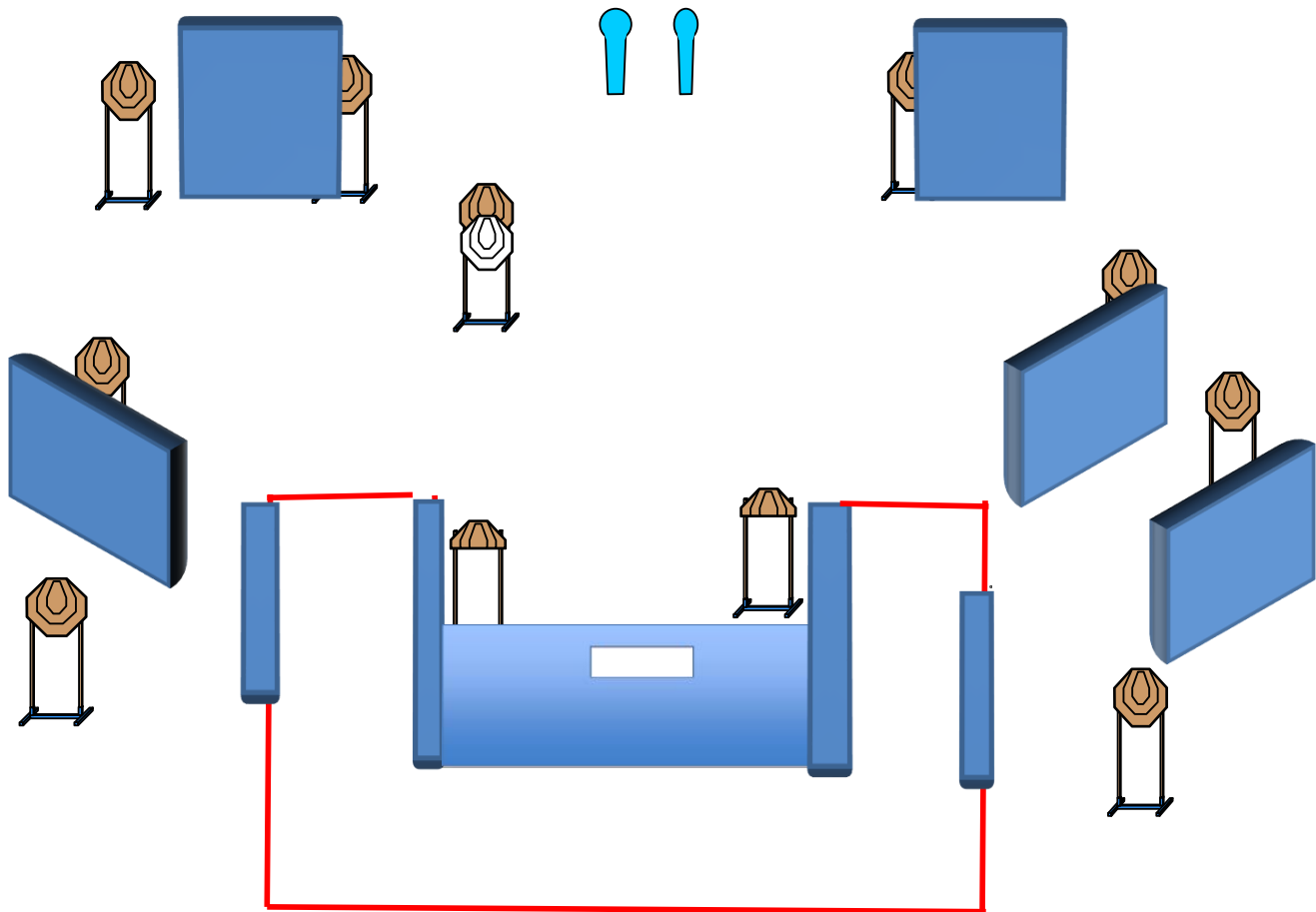
<b>Type:</b>	<b>Medium Course</b>	<b>Targets:</b>			
<b>Minimum Number of Rounds:</b>	24	IPSC Targets	11	IPSC Mini Targets	0
<b>Maximum Points:</b>	120	IPSC Poppers	0	IPSC Mini Poppers	1
<b>Time Starts:</b>	Audible Signal	IPSC Metal Plates	1		
		No-Shoots	1		
<b>Start Position:</b>	Toes touching the marks as demonstrated, standing erect, with the firearm in the ready condition, held in both hands, stock touching the competitor at hip level, barrel parallel to the ground, trigger guard downwards, muzzle pointing downrange with the fingers outside the trigger guard				
<b>The Firearm Ready Condition:</b>	Loaded (Option 1)				
<b>Procedure:</b>	After start signal engage all the targets				
<b>Design Notes:</b>					
<b>Briefing Notes:</b>	Safety angles::±90°Azimuth, frontback stop vertically. Scoring will be taken by shooting. You can have a delegate to check the points.				

		
<b>Type:</b>  <b>Minimum Number of Rounds:</b> <b>Maximum Points:</b> <b>Time Starts:</b>	<b>Medium Course</b>  24 120 Audible Signal	<b>Targets:</b>  <div> IPSC Targets 11  IPSC Poppers 0  IPSC Metal Plates 0  No-Shoots 0 </div> <div> IPSC Mini Targets 0  IPSC Mini Poppers 2 </div>
<b>Start Position:</b>	<b>Anywhere in the shooting area</b> , standing erect, with the firearm in the ready condition, held in both hands, stock touching the competitor at hip level, barrel parallel to the ground, trigger guard downwards, muzzle pointing downrange with the fingers outside the trigger guard	
<b>The Firearm Ready Condition:</b>	Loaded (Option 1)	
<b>Procedure:</b>	After start signal engage all the targets	
<b>Design Notes:</b>		
<b>Briefing Notes:</b>	Safety angles::±90°Azimuth, frontback stop vertically. Scoring will be taken by shooting. You can have a delegate to check the points.	





<b>Type:</b>	<b>Medium Course</b>	<b>Targets:</b>			
<b>Minimum Number of Rounds:</b>	24	IPSC Targets	11	IPSC Mini Targets	0
<b>Maximum Points:</b>	120	IPSC Poppers	2	IPSC Mini Poppers	0
<b>Time Starts:</b>	Audible Signal	IPSC Metal Plates	0	No-Shoots	1
<b>Start Position:</b>	<b>Anywhere in the shooting area</b> , standing erect, with the firearm in the ready condition, held in both hands, stock touching the competitor at hip level, barrel parallel to the ground, trigger guard downwards, muzzle pointing downrange with the fingers outside the trigger guard				
<b>The Firearm Ready Condition:</b>	Loaded (Option 1)				
<b>Procedure:</b>	After start signal engage all the targets				
<b>Design Notes:</b>					
<b>Briefing Notes:</b>	Safety angles::±90°Azimuth, frontback stop vertically. Scoring will be taken by shooting. You can have a delegate to check the points.				



<b>Type:</b>	<b>Medium Course</b>	<b>Targets:</b>			
<b>Minimum Number of Rounds:</b>	24	IPSC Targets	11	IPSC Mini Targets	0
<b>Maximum Points:</b>	120	IPSC Poppers	0	IPSC Mini Poppers	2
<b>Time Starts:</b>	Audible Signal	IPSC Metal Plates	0		
		No-Shoots	1		

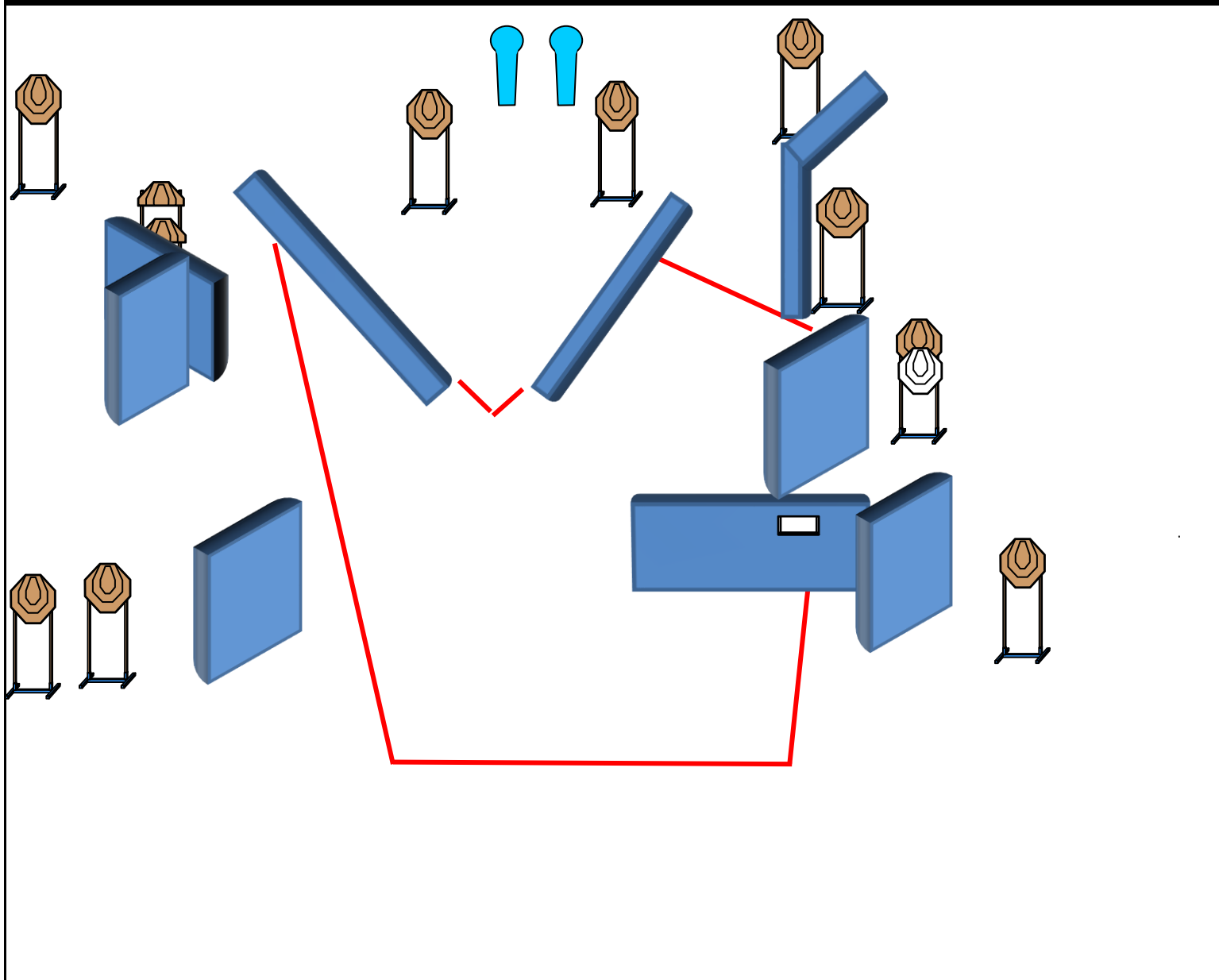
**Start Position:** **Anywhere in the shooting area**, standing erect, with the firearm in the ready condition, held in both hands, stock touching the competitor at hip level, barrel parallel to the ground, trigger guard downwards, muzzle pointing downrange with the fingers outside the trigger guard

**The Firearm Ready Condition:** Loaded (Option 1)

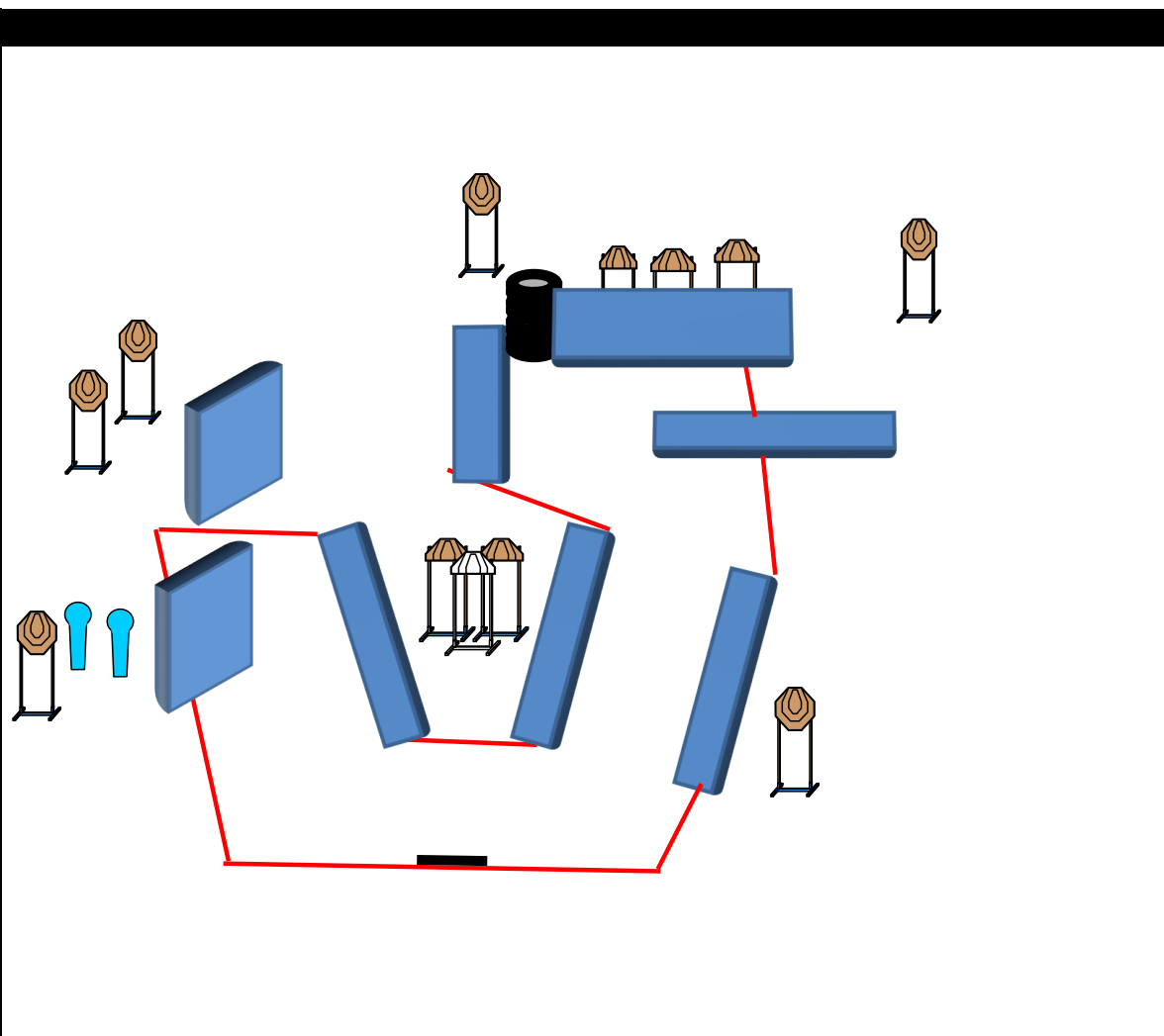
**Procedure:** After start signal engage all the targets

**Design Notes:**

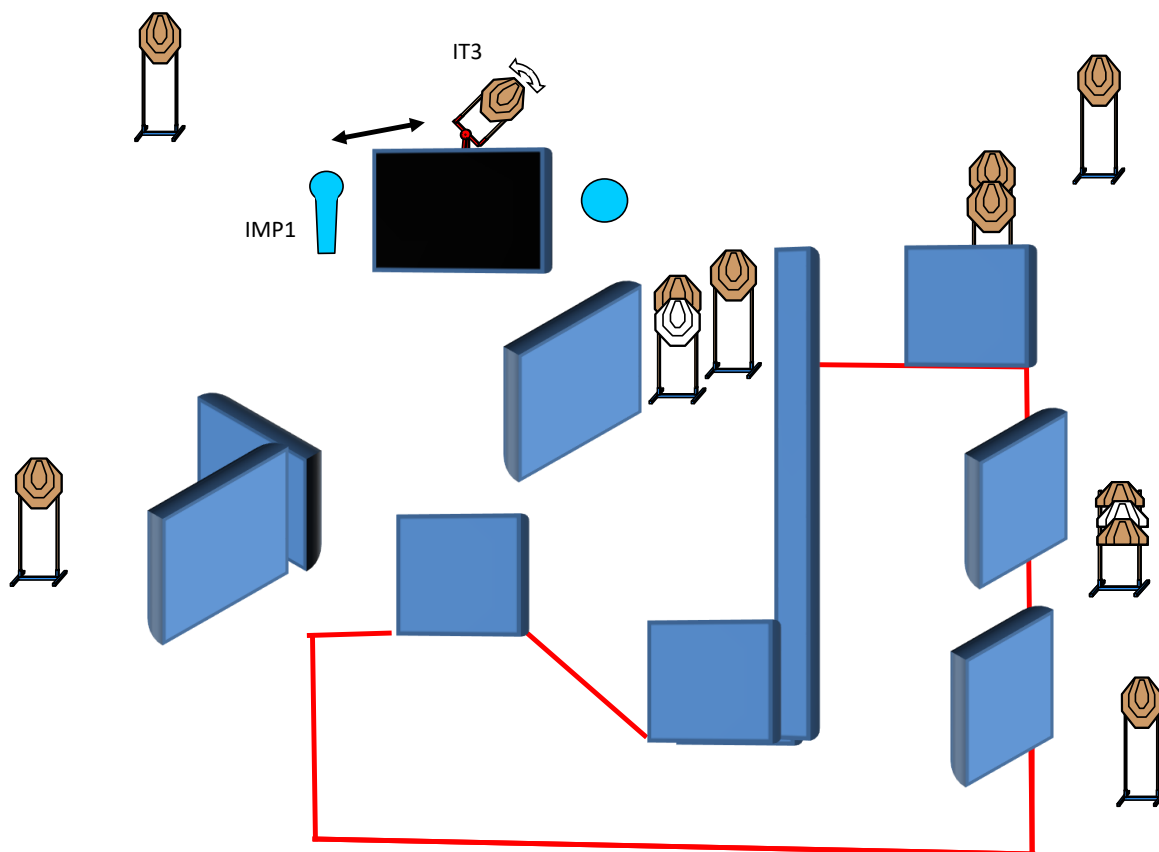
**Briefing Notes:** Safety angles::±90°Azimuth, frontback stop vertically. Scoring will be taken by shooting. You can have a delegate to check the points.



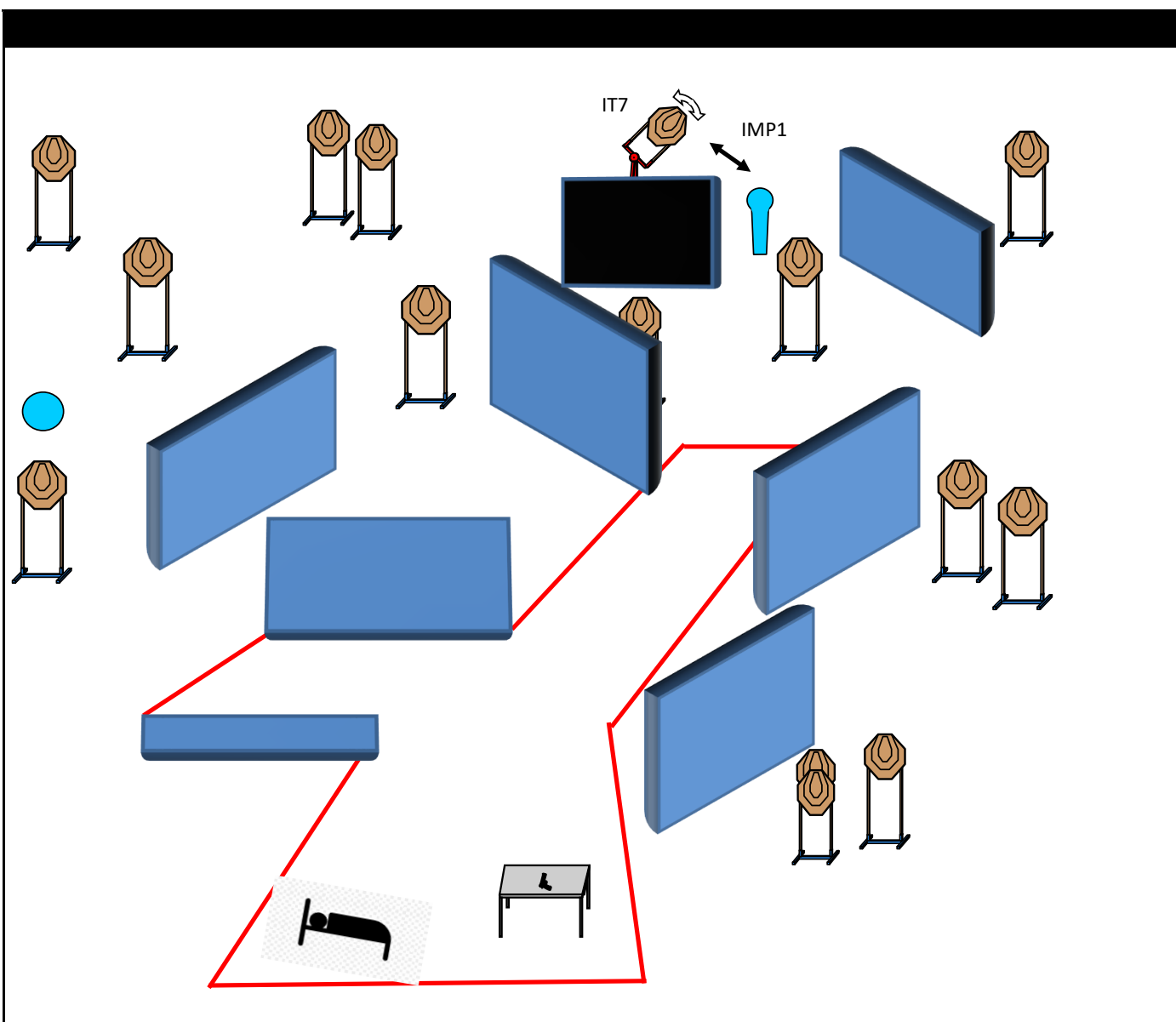
<b>Type:</b>	<b>Medium Course</b>	<b>Targets:</b>			
<b>Minimum Number of Rounds:</b>	24	IPSC Targets	11	IPSC Mini Targets	0
<b>Maximum Points:</b>	120	IPSC Poppers	0	IPSC Mini Poppers	2
<b>Time Starts:</b>	Audible Signal	IPSC Metal Plates	0		
		No-Shoots	1		
<b>Start Position:</b>	<b>Anywhere in the shooting area</b> , standing erect, with the firearm in the ready condition, held in both hands, stock touching the competitor at hip level, barrel parallel to the ground, trigger guard downwards, muzzle pointing downrange with the fingers outside the trigger guard				
<b>The Firearm Ready Condition:</b>	Loaded (Option 1)				
<b>Procedure:</b>	After start signal engage all the targets				
<b>Design Notes:</b>					
<b>Briefing Notes:</b>	Safety angles::±90°Azimuth, frontback stop vertically. Scoring will be taken by shooting. You can have a delegate to check the points.				



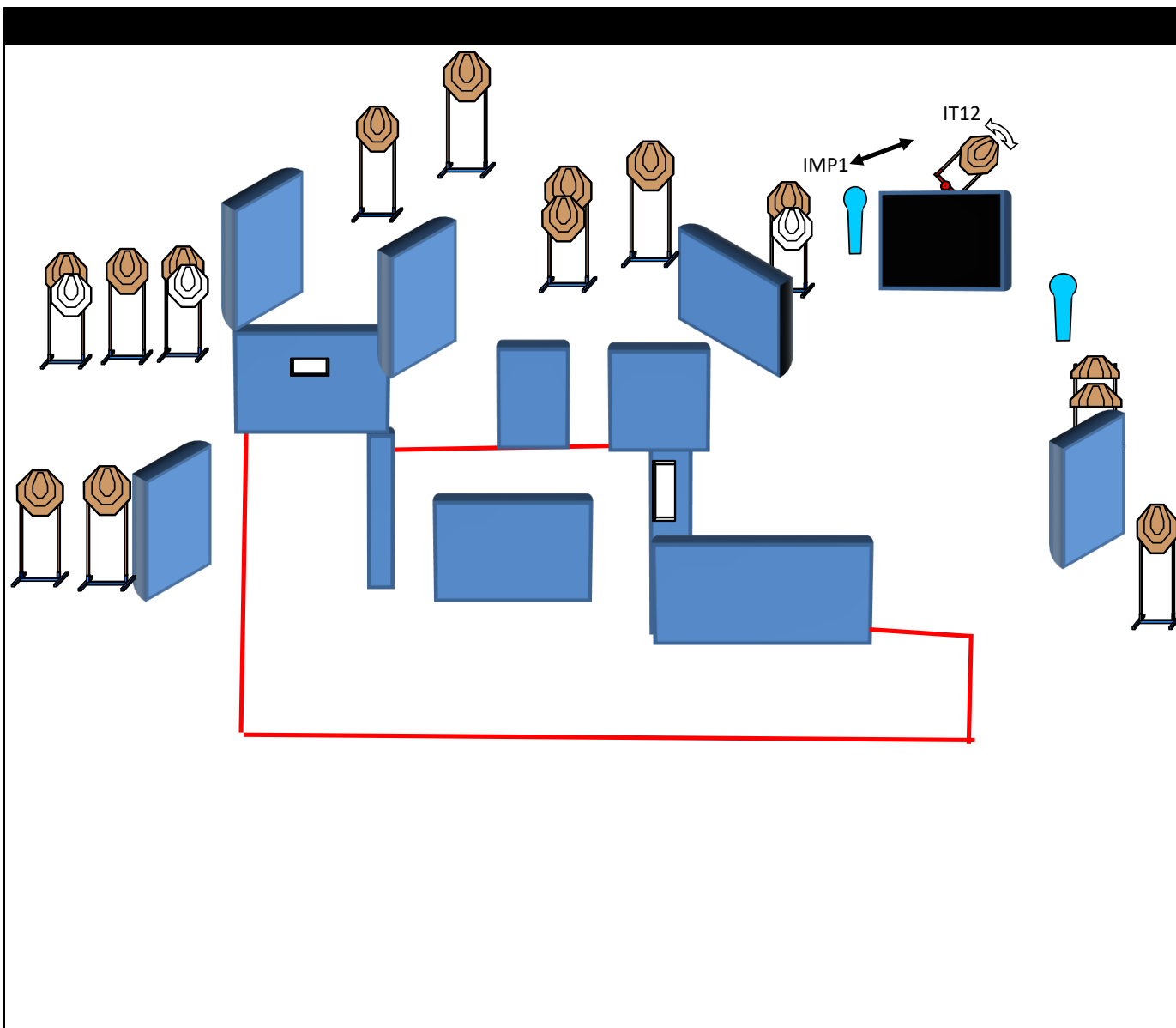
<b>Type:</b> Medium Course		<b>Targets:</b>			
<b>Minimum Number of Rounds:</b> 24		IPSC Targets	11	IPSC Mini Targets	0
<b>Maximum Points:</b> 120		IPSC Poppers	0	IPSC Mini Poppers	2
<b>Time Starts:</b> Audible Signal		IPSC Metal Plates	0		
		No-Shoots	1		
<b>Start Position:</b>		<b>Heels touching the marks as demonstrated</b> , standing erect, with the firearm in the ready condition, held in both hands, stock touching the competitor at hip level, barrel parallel to the ground, trigger guard downwards, muzzle pointing downrange with the fingers outside the trigger guard			
<b>The Firearm Ready Condition:</b>		Loaded (Option 1)			
<b>Procedure:</b>		After start signal engage all the targets			
<b>Design Notes:</b>					
<b>Briefing Notes:</b>		Safety angles::±90°Azimuth, frontback stop vertically. Scoring will be taken by shooting. You can have a delegate to check the points.			



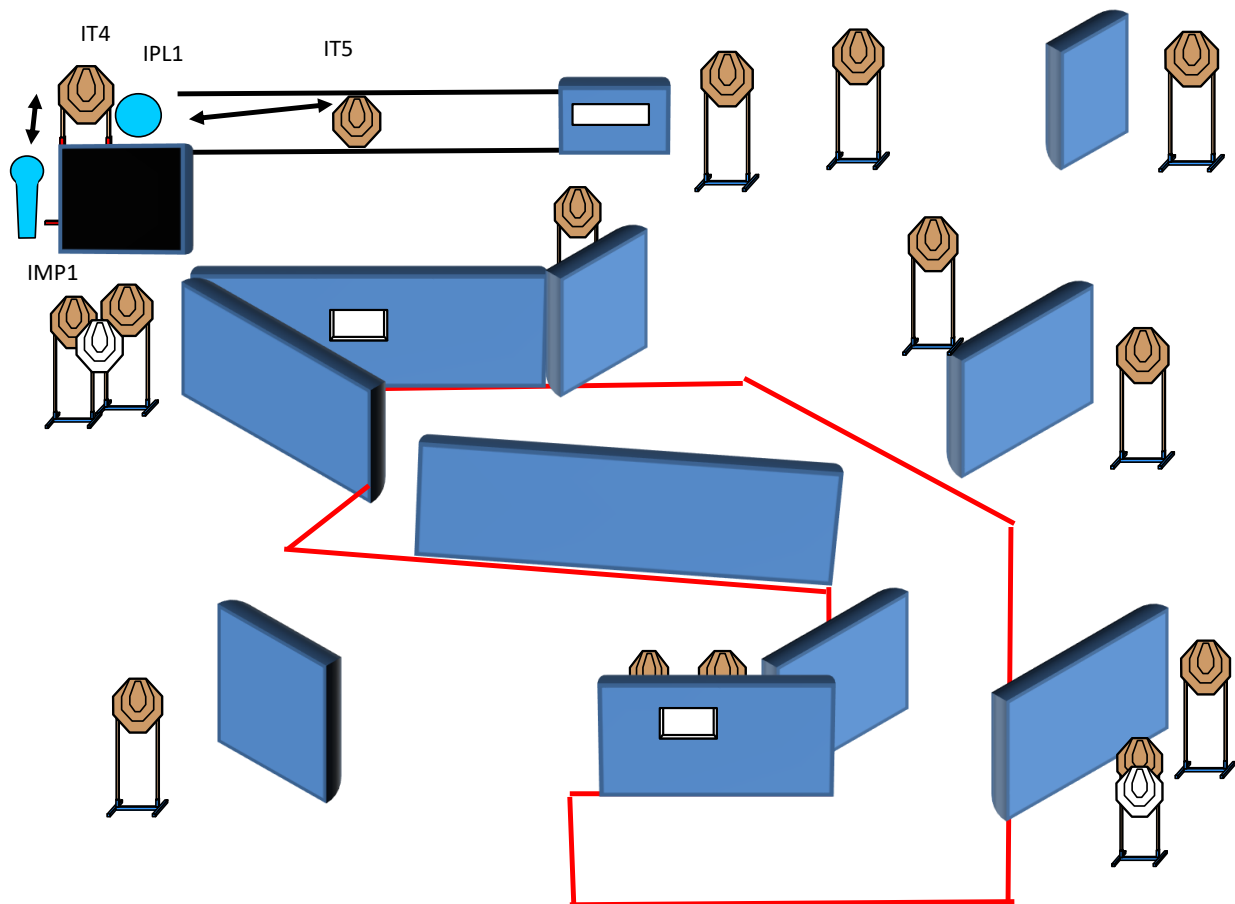
<b>Type:</b>	Medium Course	<b>Targets:</b>			
<b>Rounds to be scored:</b>	24	IPSC Targets	11	IPSC Mini Targets	0
<b>Maximum Points:</b>	120	IPSC Poppers	0	IPSC Mini Poppers	1
<b>Time Starts:</b>	Audible Signal	IPSC Metal Plates	1		
		No-Shoots	2		
<b>Start Position:</b>	Anywhere in the shooting area, standing erect, with the firearm in the ready condition, held in both hands, stock touching the competitor at hip level, barrel parallel to the ground, trigger guard downwards, muzzle pointing downrange with the fingers outside the trigger guard				
<b>Handgun Ready Condition:</b>	Loaded (Option 1)				
<b>Procedure:</b>	After start signal engage all the targets				
<b>Design Notes:</b>	IMP1 activates IT3 swinger. All moving targets are visible at the end of their movement				
<b>Briefing Notes:</b>	Safety angles::±90°Azimuth, frontback stop vertically. Scoring will be taken by shooting. You can have a delegate to check the points.				



<b>Type:</b> Long Course		<b>Targets:</b>	
<b>Minimum Number of Rounds:</b>	32	IPSC Targets	15
<b>Maximum Points:</b>	160	IPSC Poppers	0
<b>Time Starts:</b>	Audible Signal	IPSC Mini Targets	0
		IPSC Mini Poppers	1
		IPSC Metal Plates	1
		No-Shoots	0
<b>Start Position:</b> Lying on the bed with your back supported and arms on your legs as demonstrated			
<b>The Firearm Ready Condition:</b> Loaded (Option 1) and put on the table as demonstrated			
<b>Procedure:</b> After start signal engage all the targets			
<b>Design Notes:</b> IMP1 activates IT7 swinger. All moving targets are visible at the end of their movement			
<b>Briefing Notes:</b> Safety angles::±90°Azimuth, frontback stop vertically. Scoring will be taken by shooting. You can have a delegate to check the points.			



<b>Type:</b>	<b>Long Course</b>	<b>Targets:</b>			
<b>Minimum Number of Rounds:</b>	32	IPSC Targets	15	IPSC Mini Targets	0
<b>Maximum Points:</b>	160	IPSC Poppers	0	IPSC Mini Poppers	2
<b>Time Starts:</b>	Audible Signal	IPSC Metal Plates	0		
		No-Shoots	3		
<b>Start Position:</b>	<b>Anywhere in the shooting area</b> , standing erect, with the firearm in the ready condition, held in both hands, stock touching the competitor at hip level, barrel parallel to the ground, trigger guard downwards, muzzle pointing downrange with the fingers outside the trigger guard				
<b>The Firearm Ready Condition:</b>	Loaded (Option 1)				
<b>Procedure:</b>	After start signal engage all the targets				
<b>Design Notes:</b>	IMP1 activates IT12 swinger. All moving targets are visible at the end of their movement				
<b>Briefing Notes:</b>	Safety angles::±90°Azimuth, frontback stop vertically. Scoring will be taken by shooting. You can have a delegate to check the points.				



<b>Type:</b> Long Course		<b>Targets:</b>	
<b>Minimum Number of Rounds:</b> 32 <b>Maximum Points:</b> 160 <b>Time Starts:</b> Audible Signal		IPSC Targets 15 IPSC Poppers 0 IPSC Metal Plates 1 No-Shoots 2	IPSC Mini Targets 0 IPSC Mini Poppers 1
<b>Start Position:</b>	Anywhere in the shooting area, standing erect, with the firearm in the ready condition, held in both hands, stock touching the competitor at hip level, barrel parallel to the ground, trigger guard downwards, muzzle pointing downrange with the fingers outside the trigger guard		
<b>The Firearm Ready Condition:</b>	Loaded (Option 1)		
<b>Procedure:</b>	After start signal engage all the targets		
<b>Design Notes:</b>	IMP1 activates IT4 swinger, IPL1 activates IT5 swinger. All moving targets are visible at the end of their movement		
<b>Briefing Notes:</b>	Safety angles::±90°Azimuth, frontback stop vertically. Scoring will be taken by shooting. You can have a delegate to check the points.		